

# TM 5-4930-206-20P

DEPARTMENT OF THE ARMY TECHNICAL MANUAL

---

ORGANIZATIONAL MAINTENANCE REPAIR PARTS  
AND SPECIAL TOOLS LISTS

LUBRICATING AND SERVICING UNIT: TRAILER  
MOUNTED: 15 CMF COMPRESSOR,  
GASOLINE DRIVEN  
(GRAY MODEL 251-437)  
FSN 4930-892-5067

---

This copy is a reprint which includes current  
pages from Changes 1 and 2.

HEADQUARTERS, DEPARTMENT OF THE ARMY  
21 NOVEMBER 1968

Changes in force: C1 and C2

TM 5-4930-206-20P  
C 2

CHANGE }  
NO. 2 }

HEADQUARTERS  
DEPARTMENT OF THE ARMY  
WASHINGTON, D.C., 29 October 1986

Organizational Maintenance Repair Parts  
and Special Tools Lists

LUBRICATING AND SERVICING UNIT: TRAILER  
MOUNTED: 15 CFM COMPRESSOR,  
GASOLINE DRIVEN  
(GRAY MODEL 251-437)

TM 5-4930-206-20P, 21 November 1968, is changed as follows:

Page 1, Figure 1, Item number blank, change stock number from "2805-776-0483" to "2805-01-139-0596". Change Reference No and MFR Code from "4A032-1(88408)" to 13206E000-3(97403)". Change Description to read "Engine, Gasoline: for repair parts refer to TM 5-2805-203-24P (Model 4A032-3)".

By Order of the Secretary of the Army:

Official:

**R. L. DILWORTH**  
*Brigadier General, United States Army*  
*The Adjutant General*

**JOHN A. WICKHAM, JR.**  
*General, United States Army*  
*Chief of Staff*

DISTRIBUTION:

To be distributed in accordance with DA Form 12-25A, Organizational Maintenance requirements for Lubricating and Service Unit, Gas Driven, Trailer Mounted, 16 CFM Compressor (251-437) (TM 5-4930-206 Series)



CHANGE }  
NO. 1 }

HEADQUARTERS  
DEPARTMENT OF THE ARMY  
Washington, D.C. 28 May 1970

**Organizational, Maintenance Repair Parts and Special  
Tools Lists**

**LUBRICATING AND SERVICING UNIT: TRAILER MOUNTED; 15 CFM  
COMPRESSOR, GASOLINE DRIVEN (GRAY MODEL 251-437)  
FSN 4930-892-5067**

**Current as of 16 June 1969**

TM 5-4930-206-20P, 21 November 1968, is changed as follows:  
All changes, additions, or deletions of Federal Stock Numbers or Manufacturer's Part Numbers within these changes should be appropriately reflected in the index.  
Section IV. Change, add or delete as shown on the following pages:

Page	Line	Action	(1) Source, Maintenance and Recoverability Code			(2) Federal Stock Number	(3) Description	(4) Unit of Issue	(5) Qty Inc In Unit Pack	(6) Qty Inc In Unit	(7) 15 Day Organizational Maint. Allowances				(8) Illustration	
			(a)	(b)	(c)						(a)	(b)	(c)	(d)	(a)	(b)
			Source	Maintenance	Recoverability						1-5	6-20	21-50	51-100	Fig No.	Item No.
53	00833	Ch col 1, add col 7	P	O			SECTION IV-REPAIR PARTS FOR ORGANIZATIONAL MAINTENANCE 7201-LUBRICATING EQUIPMENT FITTING *** 220-21 (00424)				*	*	*	*		
55	00874	Ch col 1, add col 7	P	O			FITTING *** 6064 (03990) 7203-VALVES, FITTINGS, LINES				*	*	*	*		
63	00997	Ch col 1, add col 7	P	O	4730-050-4208		FITTING *** MS15003-1 (96906) (Line item starting with FITTING. Stock No. 4730-172-0028, and to include FITTING. Stock No. 4730-188-6314, Page 65 line 01028)				*	*	*	*		
65	01022	Ch col 1, add col 7	P	O							*	*	*	*		
67	01051	Ch col 1, add col 1	P	O	4730-050-4208		FITTING *** MS15003-1 (96906)				*	*	*	*		
68	01059	Ch col 1, add col 7	P	O	4730-050-4208		FITTING *** MS15003-1 (96906)				*	*	*	*		

By Order of the Secretary of the Army:

Official:

**KENNETH G. WICKHAM,**  
*Major General United States Army,*  
*The Adjutant General*

**W. C. WESTMORELAND,**  
*General, United States Army,*  
*Chief of Staff*

Distribution:

To be distributed in accordance with DA Form 12-25, Sec I (qty rqr Block #138), Organizational maintenance requirements) for Equipment, Lubricating and Servicing.



TECHNICAL MANUAL }  
No. 5-4930-206-20P }

HEADQUARTERS  
DEPARTMENT OF THE ARMY  
WASHINGTON, D.C., 21 November 1968

**ORGANIZATIONAL MAINTENANCE REPAIR PARTS AND SPECIAL TOOLS LIST**

**LUBRICATING AND SERVICING UNIT: TRAILER MOUNTED;**

**15 CFM COMPRESSOR, GASOLINE DRIVEN**

**(GRAY MODEL 251-437)**

**FSN 4930-892-5067**

**Current as of 3 October 1968**

	Paragraph	Page
<b>SECTION I.</b>	<b>INTRODUCTION</b>	
	Scope .....	1      iii
	General .....	2      iii
	Explanation of columns .....	3      iii
	Special information .....	4      v
	How to locate repair parts .....	5      v
	Abbreviations .....	6      v
	Federal supply codes for manufacturers .....	7      v
	Report of equipment publication improvements .....	8      vi
<b>II.</b>	<b>PRESCRIBED LOAD ALLOWANCE</b>	
<b>III.</b>	<b>SPECIAL TOOLS, TEST AND SUPPORT EQUIPMENT FOR ORGANIZATIONAL MAINTENANCE (NOT APPLICABLE)</b>	
<b>IV.</b>	<b>REPAIR PARTS FOR ORGANIZATIONAL MAINTENANCE</b>	
<b>Group 01.</b>	<b>Engine</b>	
	0100 Engine assembly .....	1
	0106 Engine lubrication system .....	1
<b>03.</b>	<b>Fuel System</b>	
	0306 Tanks, lines, fittings, header .....	1
	0312 Accelerator, throttle or choke controls .....	3
<b>04.</b>	<b>Exhaust System</b>	
	0401 Muffler and pipes .....	4
<b>06.</b>	<b>Electrical System (Engine and Vehicular, Etc.)</b>	5
	0601 Generator, alternator .....	5
	0602 Generator regulator (voltage) .....	8
	0603 Starting motor .....	8
	0606 Engine safety controls .....	11
	0607 Instrument or engine control panel .....	12
	0610 Sending units and warning switches .....	17
	0612 Batteries, storage (wet or dry) .....	16
<b>15.</b>	<b>Frame, Towing Attachment, and Drawbars</b>	
	1501 Frame assembly .....	19
<b>18.</b>	<b>Body, Cab, Hood and Hull</b>	
	1808 Stowage racks, boxes, straps, carrying cases, cable reels, hose reels, etc. ....	20
	1812 Special purpose bodies .....	24

\*This manual together with TM 5-4930-206-35P, supersedes TM 5-4930-206-25P, 8 March 1965 and C1, 10 August 1965.



	Paragraph	Page
<b>Group 22.</b>	Body Chassis or Hull, and Accessory Items	
	2202 Accessory items -----	25
	2207 Winterization equipment -----	32
	2210 Data plates and instruction holders -----	34
<b>47.</b>	Gages (Non-Electrical), Weighing and Measuring Devices	
	4702 Gages, mountings, lines, and fittings -----	37
	4705 Flow meters and regulators -----	37
<b>50.</b>	Pneumatic Equipment (Air Compressors, Pneumatic Motors Etc.)	
	5000 Air compressor assembly -----	38
	5001 Crankcase, block, cylinder head -----	39
	5005 Valve, camshaft and timing mechanism -----	39
	5006 Lubrication system -----	41
	5007 Compressor drive -----	42
	5008 Air intakes -----	42
	5009 Unloader system components -----	44
	5010 Compressor cooling and heating -----	46
	5012 Throttling devices -----	47
	5014 Air receiver -----	49
	5015 Air discharge system -----	49
<b>72.</b>	Dispensing and Servicing Equipment Components	
	7201 Lubricating equipment -----	51
	7202 Pumps and meters -----	58
	7203 Valves, fittings, lines -----	63
<b>76.</b>	Fire Fighting Equipment Components	
	7603 Fire extinguishers -----	76
<b>95.</b>	General Use Standardized Parts	
	9501 Bulk material -----	77
<b>99.</b>	Parts Peculiar	
	9901 Multi-listed parts -----	77
<b>SECTION V.</b>	<b>FEDERAL STOCK NUMBER AND REFERENCE NUMBER</b>	
	<b>INDEX</b>	

# SECTION I

## INTRODUCTION

---

### 1. Scope

This manual lists repair parts and special tools required for the performance of organizational maintenance of the lubricating and servicing unit.

### 2. General

*a. The Repair Parts List is arranged as follows:*

(1) Individual parts and major assemblies are listed alphabetically by item name within the numbered functional groups.

(2) Assembly components and subassemblies are indented and listed alphabetically by item name under major assemblies.

*b. This Repair Parts and Special Tools List is divided into the following sections:*

(1) *Prescribed Load Allowance (PLA)—Section II.* A consolidated listing of repair parts quantitatively allocated for initial stockage at the organizational level. *This is a mandatory stockage allowance.*

(2) *Special Tools, Test and Support Equipment—Section III.* A list of special tools, test and support equipment authorized for the performance of maintenance at the organizational level. (Not Applicable)

(8) *Repair Parts—Section IV.* A list of repair parts authorized for the performance of maintenance at the organizational level.

(4) *Federal Stock Number and Reference Number Index Section V.* A list of Federal stock numbers followed by reference numbers in ascending alpha-numeric sequence, c-referenced to index number.

### 3. Explanation of Columns

The following provides an explanation of columns in the tabular lists in Sections II, III, and IV:

*a. Source, Maintenance and Recoverability Codes (SMR).*

(1) *Source Code*, indicates the selection status and source for the listed item. Source codes are:

<i>Code</i>	<i>Explanation</i>
P	Applied to repair parts which are stocked in or supplied from DSA/GSA or Army Supply system, and authorized for use at indicated maintenance categories.
M	Applied to repair parts which are not procured or stocked but are to be manufactured at indicated maintenance categories.
A	Applied to assemblies which are not procured or stocked as such but are made up of two or more units, each of which carry individual stock numbers and descriptions and are procured and stocked and can be assembled by unit8 at indicated maintenance categories.
X	Applied to parts and assemblies which are not procured or stocked, the mortality of which is normally below that of the applicable end item, and the failure of which should result in retirement of the end item from the supply system.
X1	Applied to repair parts which are not procured or stocked, the requirement for which will be supplied by use of the next higher assembly or components.
X2	Applied to repair parts which are not stocked. The indicated maintenance category requiring such repair parts will attempt to obtain them through cannibalization; if not obtainable through cannibalization, such repair parts will be requisitioned with supporting justification through normal supply channels.
C	Applied to repair parts authorized for local procurements. If not obtainable from local procurement, such repair parts will be requisitioned through normal supply channels with a supporting statement of nonavailability from local procurement.

<i>Code</i>	<i>Explanation</i>
G	Applied to major assemblies that are procured with PEMA (Procurement Equipment Missile Army) funds for initial issue only to be used as exchange assemblies at DSU and GSU maintenance level. These assemblies will not be stocked above DSU and GSU or returned to depot supply level.  Note. Source code is not shown on common hardware items known to be readily available in Army supply channels and through local procurement.

(2) *Maintenance Code*, indicates the lowest category of maintenance authorized to install the listed item. The maintenance level code is:

<i>Code</i>	<i>Explanation</i>
0 _ _ _ _	Organizational maintenance

(3) *Recoverability Code*, indicates whether unserviceable items should be returned for recovery or salvage. Items not coded are expendable. Recoverability codes are :

<i>Code</i>	<i>Explanation</i>
R	Applied to repair parts and assemblies which are economically repairable at DSU and GSU activities and normally are furnished by supply on an exchange basis.
T	Applied to high dollar value recoverable repair parts which are subject to special handling and are issued on an exchange basis. Such repair parts normally are repaired or overhauled at depot maintenance activities.
U	Applied to repair parts specifically selected for salvage by reclamation units because of precious metal content, critical materials, high dollar value reusable casings or castings

(4) This column also lists, below the SMR code, an index number for each item in ascending numerical sequence, which is used to locate items in the publication when the Federal stock number and/or reference number is known.

*b. Federal Stock Number.* This column indicates the Federal stock number for the item.

*c. Description.* This column indicates the Federal item name and any additional description of the item required. A part number or

other reference number is followed by the applicable five-digit Federal supply code for manufactures in parentheses. Material required for manufacture or fabrication is identified.

*d. Unit of Issue.* This column indicates the unit used as a basis for issue, e.g., ea, pr, ft, yd, etc.

*e. Quantity Incorporated in Unit Pack.* This column indicates the actual quantity contained in the unit pack.

*f. Quantity Incorporated in Unit.* This column indicates the quantity of the item used in the functional group.

*g. Fifteen-Day Organizational Maintenance Allowance, Column Four of Section II and Column Seven of Section III and IV.*

(1) The allowance columns are divided into four subcolumns. Indicated in each subcolumn is the quantity of items authorized for the number of equipments supported. Items authorized for use as required but not for initial stockage are identified with an asterisk in the allowance column.

(2) The quantitative allowances for organizational level of maintenance represents one initial prescribed load for a 15-day period for the number of equipments supported. Units and organizations authorized additional prescribed loads will multiply the number of prescribed loads authorized by the quantity of repair parts reflected in the appropriate density column applicable to the number of items supported to obtain the total quantity of repair parts authorized.

(3) Organizational units providing maintenance for more than 100 of these equipments shall determine the total quantity of parts required by converting the equipment quantity to a decimal factor by placing a decimal point before the next to last digit of the number to indicate hundredths, and multiplying the decimal factor by the parts quantity authorized in the 61-100 allowance column. Example, authorized allowance for 51-100 equipments is 40; for 150 equipments multiply 40 by 1.50 or 60 parts required.

(4) Subsequent changes to allowances will be limited as follows: No change in the range of items is authorized. If additional

items are considered necessary, recommendation should be forwarded to U.S. Army Mobility Equipment Command for exception or revision to the allowance list. Revisions to the range of items authorized will be made by this Command based upon engineering experience, demand data, or TAERS information.

*h. Illustration, Column (8).* This column is divided as follows:

(1) *Figure Number Column (8) (a).* Indicates the figure number of the illustration in which the item is shown.

(2) *Item Number, Column (8) (b).* Indicates the callout number used to reference the item in the illustration.

#### 4. Special Information

*a.* For repair parts for the Military Standard Engine Model 4A032-1 refer to TM 5-2805-203-24P.

*b.* Repair parts mortality has been based on 1,000 hours of operation per year.

*c.* Parts which require manufacture or assembly at a category higher than that authorized for installation will indicate in the source column the higher category.

*d.* The following publications pertain to the lubricating and servicing unit and its components:

TM5-4930-206-15 Organizational, DS, GS, and depot maintenance manual.

TM 5-4930-206-35P Direct and general support and depot maintenance repair parts and special tool lists.

#### 5. How to Locate Repair Parts

*a.* When Federal stock number or reference number is unknown:

(1) *First.* Using the table of contents, determine the functional group within which the repair part belongs.

(2) *Second.* Find the illustration covering the functional group to which the repair part belongs.

(3) *Third.* Identify the repair part on the illustration, and note the illustration figure and item number of the repair part

(4) *Fourth.* Using the repair parts listing, find the functional group to which the repair part belongs and locate the illustration figure and item number noted on the illustration.

*b.* When Federal stock number or reference number is known:

(1) *First.* Using the Index of Federal stock numbers and reference numbers, find the pertinent Federal stock number or reference number. This index is in ascending alphanumeric sequence cross-referenced to an index number.

(2) *Second.* Using the repair part listing, find the index number referenced in the Index of Federal stock numbers and reference numbers.

#### 6. Abbreviations

dir	-----	diameter
ea	-----	each
ext	-----	external
ft	-----	foot (feet)
gl	-----	gallon (s)
grp	-----	group
in.	-----	inch(es)
ID	-----	Inside Diameter
int	-----	internal
lg	-----	large
mtg	-----	mounting
No.	-----	Number
OD	-----	Outside Diameter
rl	-----	roll
ah	-----	sheet(s)
thk	-----	thick(ness)
thd	-----	thread(ed)
v	-----	volt(s)
w	-----	wide
w/	-----	with

#### 7. Federal Supply Codes for Manufacturers

<i>Code</i>	<i>Manufacturer</i>
00000	----- Ordnance Corps
00424	----- Adams Grease Gun Corp.
03990	----- Aro Equipment Corp.
04009	----- Arrow-Hart and Hegeman Electric Co.
04941	----- Walsco Electronics Corp.
05105	----- Badger Meter Mfg Co.
08070	----- Tru-Flate Division Parker-Hannifin Corp.
08288	----- Military Supply Standards
11568	----- Champion Pneumatic Machinery Co.
12600	----- Universal Lubricating Systems, Inc.
13445	----- Fabricant, Inc.

<i>Code</i>	<i>Manufacturer</i>
15529.....	Curtis Mfg Co.
15638.....	Brielle Marine and Industrial Equipment Co.
16764.....	Delco-Remy Division of General Motors Corp.
24446.....	General Electric Co.
24617.....	General Motors Corp.
25980.....	Gray Co., Inc.
30327.....	Imperial-Eastman Corp.
32573.....	KGM Equipment Co Div of Air Products and Chemicals, Inc.
33525.....	Kidde Walter and Co.
35510.....	Leece-Neville Co.
36593.....	Littleford Bros, Inc.
43334.....	New Departure Division of General Motors Corp.
43990.....	Norgren C. A. Co.
50513.....	White Motor Co. The Lansing Division
59730.....	Thomas and Betts Co.
70270.....	Alamite Corp.
70434.....	Anchor Coupling Co., Inc.
70436.....	Arens Control, Inc.
71785.....	Cinch Mfg Co. and Howard B. Jones Div
74965.....	Jerguson Gage and Valve Co.
75336.....	Kingston F. C. Co.
76814.....	Northern Engraving Co.
77335.....	Plews Oiler Co.
78189.....	Shake Proof Division of Illinois Tool Works, Inc.
78252.....	Stolper Industries, Inc.

<i>Code</i>	<i>Manufacturer</i>
78553.....	Tinnerman Products, Inc.
79470.....	Weatherhead Co. The
80325.....	Sterling Electric Co.
81348.....	Federal Specifications Promulgated By General Services Administration
84513.....	Ferry Cap and Set Screw Co.
88042.....	Army Air Force Drawings under Custodianship of The Air Force
88408.....	Continental Motor Corp.
95452.....	Benjamin Reel Products, Inc.
96906.....	Military Standards Promulgated by Standardization Div directorate of Logistic Services DSA
98738.....	Stewart Warner Electronic Division of Stewart Warner Corp.

## **8. Report of Equipment Publication Improvements**

Report of errors, omissions and recommendations for improving this publication by the individual user is encouraged. Reports should be submitted on DA Form 2028 (Recommended Changes to DA Publications) and forwarded direct to Commanding General, U.S. Army Mobility Equipment Command, ATTN: AMSME-MPP, 4300 Goodfellow Boulevard, St. Louis, Mo. 63120.

**SECTION II**  
**PRESCRIBED LOAD ALLOWANCE**

(1) Federal stock number	(2) Description	(3) Qty inc in unit pack	(4) 15-Day org maint. allow			
			(A) 1-5	(B) 6-20	(C) 21-50	(D) 51-100
	<b>Group 04—EXHAUST SYSTEM</b> <b>0401—MUFFLER AND PIPES</b>					
2990-563-0828	GASKET .....				2	2
	<b>Group 06—ELECTRICAL SYSTEM</b> <b>(ENGINE AND VEHICULAR, ETC)</b> <b>0601—GENERATOR, ALTERNATOR</b>					
3030-289-9403	BELT .....			2	2	2
	<b>0602—GENERATOR REGULATOR (VOLTAGE)</b>					
2920-882-3068	CUTOUT RELAY .....					2
	<b>0606—ENGINE SAFETY CONTROLS</b>					
6240-019-0877	LAMP .....				2	2
	<b>0607—INSTRUMENT OR ENGINE CONTROL PANEL</b>					
6685-514-5491	INDICATOR .....				2	2
	<b>Group 18—BODY, CAB, HOOD AND HULL</b> <b>1808—STOWAGE RACKS, BOXES, STRAPS, CARRYING</b> <b>CASES, CABLE REELS, HOSE REELS, ETC.</b>					
4730-725-5516	BUSHING .....			2	2	2
4930-246-7625	SPRING .....				2	2
4930-248-3823	PACKING .....				2	2
4930-495-5026	BRAKE SHOES .....			2	2	3
5330-246-4836	PACKING .....		6	25	50	100
5340-691-8136	SPRING .....			2	2	2
	<b>Group 22—BODY CHASSIS OR HULL, AND</b> <b>ACCESSORY ITEMS</b> <b>2202—ACCESSORY ITEMS</b>					
6240-155-8725	LAMP .....					2
	<b>2207—WINTERIZATION EQUIPMENT</b>					
4930-979-5561	PARTS KIT .....			2	2	2
	<b>Group 47—GAGES, (NON-ELECTRICAL)</b> <b>WEIGHING AND MEASURING DEVICES</b> <b>4705—FLOW METERS AND REGULATORS</b>					
4930-986-6955	HOSE ASSEMBLY .....					2
	<b>Group 50—PNEUMATIC EQUIPMENT (AIR</b> <b>COMPRESSORS, PNEUMATIC MOTORS, ETC)</b> <b>5000—AIR COMPRESSOR ASSEMBLY</b>					
4310-875-4110	GASKET SET .....			2	2	2
	<b>5005—VALVES, CAMSHAFT AND TIMING SYSTEM</b>					
4310-631-3396	VALVE ASSEMBLY .....			2	2	3
4310-631-3397	VALVE ASSEMBLY .....			2	2	3
4310-631-3398	VALVE ASSEMBLY .....			2	2	3
4310-631-3399	VALVE ASSEMBLY .....			2	2	3
4310-875-4107	GASKET SET .....			2	2	3
	<b>5007—COMPRESSOR DRIVE</b>					
3030-278-1670	BELTS .....				2	2

(1) Federal stock number	(2) Description  useable on code	(3) Qty inc in unit pack	(4) 15-Day org maint. alw			
			(A) 1-5	(B) 6-20	(C) 21-50	(D) 51-100
	<b>5008—AIR INTAKES</b>					
4310-065-0339	GASKET -----			2	2	2
4310-980-0140	FILTER ELEMENT -----			2	2	4
	<b>Group 72—DISPENSING AND SERVICING EQUIPMENT COMPONENTS 7201—LUBRICATING EQUIPMENT</b>					
4930-547-6333	WASHER, NONMETALLIC -----			2	2	2
4930-691-8161	CUP, COMPRESSION -----			2	2	4
4930-979-5563	PARTS KIT -----			2	2	2
5330-187-3635	PACKING, PREFORMED -----			2	2	2
5330-283-0741	WASHER, NONMETALLIC -----			2	2	2
5330-350-9013	PACKING, PREFORMED -----			2	2	2
	<b>7202—PUMPS AND METERS</b>					
4930-765-1995	GASKET -----			2	3	6
	<b>7203—VALVES, FITTINGS, LINES</b>					
4930-338-8796	PACKING, PREFORMED -----			2	2	4
4930-561-8478	PACKING, PREFORMED -----			2	2	4
4930-691-8139	PACKING, PREFORMED -----			2	2	4
4930-691-8143	PACKING, PREFORMED -----		2	2	4	8
5330-033-5115	PACKING, PREFORMED -----		2	5	9	19
5330-247-5979	PACKING, PREFORMED -----		2	3	6	13
5330-265-1100	PACKING, PREFORMED -----			2	2	4
5330-576-4996	PACKING, PREFORMED -----			2	2	4
5340-691-8164	SPRING -----					2
	<b>Group 99—PARTS PECULIAR 9901—MULTI-LISTED PARTS</b>					
4310-065-0338	PACKING, PREFORMED -----		2	2	4	8

(1) SMR CODE INDEX NO.	(2) FEDERAL STOCK NUMBER	(3) DESCRIPTION REFERENCE NO. & MFR. CODE USABLE ON CODE		(4) UNIT OF ISSUE	(5) QTY INC IN UNIT PACK	(6) QTY INC IN UNIT	(7) 15-DAY ORGANIZATIONAL MAINTENANCE ALW				(8) ILLUS- TRATION	
							(a) 1-5	(b) 6-20	(c) 21-50	(d) 51-100	(a) FIG NO.	(b) ITEM NO.
00001		SECTION IV - REPAIR PARTS FOR ORGANIZATIONAL MAINTENANCE										
00002		GROUP 01 - ENGINE										
00003		0100 - ENGINE ASSEMBLY										
P 0T 00003	2805-776-0483	ENGINE, GASOLINE: military standard model 4A032-1 4A032-1 (88408)		EA		1	*	*	*		1	
0 00004	5310-880-7744	NUT, PLAIN, HEXAGON: engine mtg		EA		4	*	*	*	*	1	16
X2 0 00005	5305-733-2265	SCREW, ASSEMBLED WASHER: engine mtg 101-793 (25980)		EA		4					1	22
0 00006	5310-081-4219	WASHER, FLAT: engine mtg		EA		4	*	*	*	*	1	15
X2 0 00007		WASHER, LOCK: engine mtg 101-438 (25980)		EA		8					1	14
00008		0106 - ENGINE LUBRICATION SYSTEM										
X2 0 00009		ADAPTER: oil drain 166-295 (25980)		EA		1					1	21
X2 0 00010		CLAMP, HOSE: oil drain 102-122 (25980)		EA		2					1	19
X2 0 00011		HOSE, DRAIN 166-321 (25980)		EA		1					1	18
X2 0 00012		PIPE, DRAIN 165-565 (25980)		EA		1					1	17
X2 0 00013		VALVE, OIL DRAIN 206-549 (25980)		EA		1	SEE	GRP	9901		1	20
00014		GROUP 03 - FUEL SYSTEM										
00015		0306 - TANKS, LINES, FITTINGS, HEADERS										
X2 0 00016		ADAPTER: hose 159-840 (25980)		EA		1					1	4



(1) SMR CODE INDEX NO.	(2) FEDERAL STOCK NUMBER	(3) DESCRIPTION  REFERENCE NO. & MFR. CODE  USABLE ON CODE	(4) UNIT OF ISSUE	(5) QTY INC IN UNIT PACK	(6) QTY INC IN UNIT	(7) 15-DAY ORGANIZATIONAL MAINTENANCE ALW				(8) ILLUS- TRATION	
						(a)	(b)	(c)	(d)	(a) FIG NO.	(b) ITEM NO.
						1-5	6-20	21-50	51-100		
X2 0 00017		ELBOW: fuel hose 100-839 (25980)	EA		1					1	5
X2 0 00018		HOSE ASSEMBLY, DRAIN 206-608 (25980)	EA		1					2	
0 00019	4730-555-3120	ADAPTER, STRAIGHT, PIPE TO HOSE: fuel drain hose	EA		1	*	*	*	*	2	16
X2 0 00020		HOSE, FUEL: drain 61-110-8 (25980)	EA		1					2	15
P 0 00021	4720-018-9829	HOSE, FUEL 206-556 (25980)	EA		1	*	*	*	*	1	
0 00022	4730-303-5130	ADAPTER, STRAIGHT, PIPE TO HOSE: fuel	EA		1	*	*	*	*	1	2
0 00023	4730-566-1534	ADAPTER, STRAIGHT, PIPE TO HOSE: fuel hose	EA		1	*	*	*	*	1	3
X2 0 00024		HOSE, FUEL 61-110-30 (25980)	EA		1					1	1
X2 0 00025		NIPPLE: fuel hose 166-316 (25980)	EA		1					1	25
X2 0 00026	5305-044-6609	SCREW, ASSEMBLED WASHER: fuel tank mtg, 1/4-20 thd size, 5/8 in. lg 0446609 (00000)	EA		4					2	17
X2 0 00027		TANK ASSEMBLY: fuel 206-149 (25980)	EA		1					2	
X2 0 00028		BOLT, ASSEMBLED WASHER: static cable mtg 100-822 (25980)	EA		1					2	20
X2 0 00029		CABLE, STATIC 206-137 (25980)	EA		1					2	18
X2 0 00030		CABLE, TRANSMITTER: fuel 206-015 (25980)	EA		1		SEE	GRP	0610		
P 0 00031	2910-979-5534	CAP, FUEL TANK 205-993-1 (78252)	EA		1	*	*	*	*	2	1
X2 0 00032	4730-064-6206	CLAMP, HOSE: fuel filler 101-368 (25980)	EA		2					2	21

(1) SMR CODE <hr/> INDEX NO.	(2) FEDERAL STOCK NUMBER	(3) DESCRIPTION  REFERENCE NO. & MFR. CODE  USABLE ON CODE	(4) UNIT OF ISSUE	(5) QTY INC IN UNIT PACK	(6) QTY INC IN UNIT	(7) 15-DAY ORGANIZATIONAL MAINTENANCE ALW				(8) ILLUS- TRATION	
						(a)	(b)	(c)	(d)	(a) FIG NO.	(b) ITEM NO.
						1-5	6-20	21-50	51-100		
X2 0 00033	5340-984-3838	CLAMP, LOOP, TUBE: transmitter cable C9991A8 (78553)	EA		1		SEE	GRP	0610		
P 0 00034	4820-865-6946	COCK, SHUTOFF, SCREW STEM: fuel tank drain MS35934-2 (96906)	EA		1	*	*	*	*	2	13
X2 0 00035		ELBOW, PIPE TO TUBE: fuel line to fuel pump 100-840-(25980)	EA		1					2	9
X2 0 00036		FILLER ASSEMBLY: fuel tank 206-090 (25980)	EA		1					2	4
X2 0 00037		HOSE, FILLER: fuel 165-71 (25980)	EA		1					2	22
X2 0 00038		NIPPLE, HOSE: fuel hose 156-971 (25980)	EA		1					2	10
X2 0 00039	4730-670-5281	NIPPLE PIPE: fuel tank drain 100-879 (25980)	EA		1					2	14
X2 0 00040	4730-196-1465	NIPPLE, PIPE: fuel tank drain D1528-6 (15638)	EA		1					2	12
X2 0 00041		SCREW, ASSEMBLED WASHER: fuel transmitter mtg 10-32-2AX5-8 (78189)	EA		5		SEE	GRP	0610		
X2 0 00042		SEAL, DUST: fuel tank filler 165-582 (25980)	EA		2					2	3
X2 0 00043		SEAL, DUST: fuel tank filler 165-583 (25980)	EA		2					2	2
P 0 00044	2910-986-0191	STRAINER, ELEMENT, SEDIMENT: fuel 165-405 (25980)	EA		1	*	*	*	*	2	19
X2 0 00045		TANK, FUEL 205-993 (25980)	EA		1					2	11
P 0 00046 00047	6680-768-5301	TRANSMITTER, LIQUID, QUANTITY: fuel 507AG (98738)  0312 - ACCELERATOR, THROTTLE OR CHOKE CONTROLS	EA		1		SEE	GRP	0610		
X2 0 00048		CONTROL, CHOKE 04-032-44 (70436)	EA		1					8	14

(1) SMR CODE  INDEX NO.	(2) FEDERAL STOCK NUMBER	(3) DESCRIPTION  REFERENCE NO. & MFR. CODE	(4) UNIT OF ISSUE	(5) QTY INC IN UNIT PACK	(6) QTY INC IN UNIT	(7) 15-DAY ORGANIZATIONAL MAINTENANCE ALW				(8) ILLUS- TRATION	
						(a)	(b)	(c)	(d)	(a)	(b)
						1-5	6-20	21-50	51-100	FIG NO.	ITEM NO.
X2 0 00049		CONTROL, THROTTLE 118-032-32 (70436)	EA		1					8	15
00050		GROUP 04 - EXHAUST SYSTEM									
00051		0401 - MUFFLER AND PIPES									
X2 0 00052	5306-018-6491	BOLT, ASSEMBLED WASHER: exhaust pipe guard and deflector 186491 (50513)	EA		7					3	1
X2 0 00053		CAP, DEFLECTOR: exhaust 165-479 (25980)	EA		1					3	13
X2 0 00054		DEFLECTOR, EXHAUST 206-553 (25980)	EA		1					3	4
X2 0 00055		ELBOW: exhaust 100-467 (25980)	EA		1					3	2
P 0 00056	2990-563-0828	GASKET: exhaust tube ERJA217 (88408)	EA		3	*	*	2	2	3	6
X2 0 0005		GUARD, EXHAUST 206-546 (25980)	EA		1					3	9
X2 0 00058		HANDLE, DEFLECTOR: exhaust 166-365 (25980)	EA		1					3	3
X2 0 00059		HOUSING, DEFLECTOR: exhaust 166-268 (25980)	EA		1					3	17
X2 0 00060		LATCH, DEFLECTOR: exhaust 206-552 (25980)	EA		1					3	14
0 00061	4730-278-3397	PLUG, PIPE: exhaust housing	EA		1	*	*	*	*	3	5
0 00062	5305-514-9131	SCREW, MACHINE: exhaust tube	EA		4	*	*	*	*	3	8
X2 0 00063		SCREW, MACHINE: exhaust deflector housing mtg 102-52 (25980)	EA		2					3	15
X2 0 00064		TUBE ASSEMBLY, EXHAUST 206-561 (25980)	EA		1					3	
X2 0 00065	4730-623-3348	CLAMP, HOSE: exhaust tube 100-484 (25980)	EA		2					3	11

(1) SMR CODE  INDEX NO.	(2) FEDERAL STOCK NUMBER	(3) DESCRIPTION  REFERENCE NO. & MFR. CODE  USABLE ON CODE	(4) UNIT OF ISSUE	(5) QTY INC IN UNIT PACK	(6) QTY INC IN UNIT	(7) 15-DAY ORGANIZATIONAL MAINTENANCE ALW				(8) ILLUS- TRATION	
						(a)	(b)	(c)	(d)	(a) FIG NO.	(b) ITEM NO.
						1-5	6-20	21-50	51-100		
X2 0 00066		TUBE, EXHAUST 206-560 (25980)	EA		1					3	10
X2 0 00067		TUBING ASSEMBLY: exhaust 70-040-34 (25980)	EA		1					3	12
X2 0 00068		TUBE, EXHAUST 206-547 (25980)	EA		1					3	7
X2 0 00069	5310-680-5358	WASHER, LOCK: exhaust housing 1/4 in. screw size 1614-00 (78189)	EA		2					3	16
00070		GROUP 06 - ELECTRICAL SYSTEM (ENGINE AND VEHICULAR, ETC)									
00071		0601 - GENERATOR, ALTERNATOR									
P 0 00072	3030-289-9403	BELT, V: generator drive MS51065 (96906)	EA		1	*	2	2	2	4	6
P 0 00073	5306-018-6491	BOLT, ASSEMBLED WASHER: generator belt guard mtg 186491 (00000)	EA		3					4	1
X2 0 00074		BRACKET: generator adjusting 206-548 (25980)	EA		1					4	3
X2 0 00075		BRACKET: generator mtg 206-544 (25980)	EA		1					4	10
P 0 00076	2920-882-2461	GENERATOR, ENGINE ACCESSORY 1105389 (16764)	EA		1	*	*	*	*	4	7
X1 00077		ARMATURE, GENERATOR 1958305 (16764)	EA		1					5	18
X1 00078	3110-853-5850	BEARING, BALL, ANNULAR: commutator end 299501 (43334)	EA		1					5	15
X1 00079	2920-856-9378	BARING, GENERATOR: drive end 904755 (16764)	EA		1					5	7
X1 00080		BOLT, THRU 1958313 (16764)	EA		2					5	12
X1 00081	5977-856-3889	BRUSH, ELECTRICAL CONTACT 1946458 (16764)	EA		2					6	12

(1) SMR CODE <hr/> INDEX NO.	(2) FEDERAL STOCK NUMBER	(3) DESCRIPTION  REFERENCE NO. & MFR. CODE	(4) UNIT OF ISSUE	(5) QTY INC IN UNIT PACK	(6) QTY INC IN UNIT	(7) 15-DAY ORGANIZATIONAL MAINTENANCE ALW				(8) ILLUS- TRATION	
						(a)	(b)	(c)	(d)	(a) FIG NO.	(b) ITEM NO.
						1-5	6-20	21-50	51-100		
X1 00082	2920-882-3068	COLLAR, SPACER 1958303 (16764)	EA		1					5	5
X1 00083		CONDENSER 1961944 (16764)	EA		1					6	4
P 0 00084		CUTOUT RELAY,ENGINE 1118423 (16764)	EA		1		SEE	GRP	0602		
X1 00085		FAN, GENERATOR: cooling 1958302 (16764)	EA		1					5	4
X1 00086		FRAME, COMMUTATOR END 1958316 (16764)	EA		1					5	14
X1 00087		FRAME, DRIVE END 1958298 (16764)	EA		1					5	6
X1 00088		GROMMET, RUBBER: condenser lead 1958282 (16764)	EA		1					6	7
X1 00089		HOLDER, BRUSH 1958291 (16764)	EA		2					6	8
X1 00090		KEY, WOODRUFF: pulley and fan 455431 (16764)	EA		1					5	19
X1 00091		NUT, PULLEY 274170 (16764)	EA		1					5	1
X1 00092		Pin, DOWEL: end frames 1948985 (16764)	EA		2					5	16
X1 00093		PLATE, BEARING RETAINER 1958304 (16764)	EA		1					5	8
X1 00094		PULLEY, DRIVE 1958126 (16764)	EA		1					5	3
X1 00095		RING, RETAINER: bearing 1958312 (16764)	EA		1					5	17
X1 00096	5305-984-6191 SCREW, MACHINE: bearing clamp mtg 453461 (16764)	EA		3					5	11	

(1) SMR CODE INDEX NO.	(2) FEDERAL STOCK NUMBER	(3) DESCRIPTION  REFERENCE NO. & MFR. CODE  USABLE ON CODE	(4) UNIT OF ISSUE	(5) QTY INC IN UNIT PACK	(6) QTY INC IN UNIT	(7) 15-DAY ORGANIZATIONAL MAINTENANCE ALW				(8) ILLUS- TRATION	
						(a)	(b)	(c)	(d)	(a)	(b)
						1-5	6-20	21-50	51-100	FIG NO.	ITEM NO.
X1 00097	5305-013-2688	SCREW, MACHINE: brush lead mtg 453460 (16764)	EA		2					6	10
X1 00098	5305-206-2750	SCREW, MACHINE: capacitor mtg 453978 (16764)	EA		4					6	5
0 00099	53Q5-275-6885	SCREW, MACHINE: voltage control mtg	EA		2		SEE	GRP	0602		
X1 00100		SCREW, MACHINE: shoe pole 1951823 (16764)	EA		2					6	13
X1 00101		SPRING, BRUSH 1958290 (16764)	EA		2					6	9
X1 00102		SPRING, BRUSH ASSEMBLY 1958300 (16764)	EA		1					5	9
X1 00103		5310-045-3299	WASHER, LOCK: bearing clamp mtg 453299 (16764)	EA		3					5
X1 00104	5310-245-0107	WASHER, LOCK: brush lead mtg 1914578 (16764)	EA		2					6	11
X1 00105	5310-852-2491	WASHER, LOCK: capacitor mtg 9416004 (16764)	EA		4					6	6
X1 00106		WASHER, LOCK: pulley nut 9421426 (16764)	EA		1					5	2
X1 00107	5310-596-4933	WASHER, LOCK: thru bolt 1914973 (16764)	EA		2					5	13
0 00108	5310-358-8154	WASHER, LOCK: voltage control mtg	EA		2		SEE	GRP	0602		
X2 0 00109		GUARD: generator drive belt 206-550 (25980)	EA		1					4	2
0 00110	5310-880-7744	NUT, PLAIN, HEXAGON: generator mtg	EA		1	*	*	*	*	4	4
X2 0 00111		SCREW, ASSEMBLED WASHER: generator mtg 102-095 (25980)	EA		3					4	11
X2 0 00112		SCREW, CAP, HEXAGON: generator bracket mtg 102-072 (25980)	EA		1					4	9

(1) SMR CODE INDEX NO.	(2) FEDERAL STOCK NUMBER	(3) DESCRIPTION  REFERENCE NO. & MFR. CODE  USABLE ON CODE	(4) UNIT OF ISSUE	(5) QTY INC IN UNIT PACK	(6) QTY INC IN UNIT	(7) 15-DAY ORGANIZATIONAL MAINTENANCE ALW				(8) ILLUS- TRATION	
						(a)	(b)	(c)	(d)	(a)	(b)
						1-5	6-20	21-50	51-100	FIG NO.	ITEM NO.
X2 0 00113		SCREW, CAP, HEXAGON HEAD: generator bracket mtg 102-250 (25980)	EA		1					4	8
X2 0 00114		WASHER, LOCK: generator mtg 101-438 (25980)	EA		1					4	5
X2 0 00115		WIRE ASSEMBLY: terminal strip to generator 206-571 (25980)	EA		1						
M 0 00116		CABLE: terminal strip to generator 7720853 (00000) MANUFACTURE FROM:	EA		1						
P 0 00117	6145-772-0853	WIRE, ELECTRICAL (20 in. required)	FT				SEE	GRP	9501		
X2 0 00118		CONDUIT, ELECTRICAL: terminal strip to generator 70-215-11 (25980)	EA		1						
X2 0 00119	5940-644-8713	TERMINAL, LUG: generator end RB873 (59730)	EA		1						
X2 0 00120	5940-534-0970	TERMINAL, LUG: terminal strip end RB853 (59730)	EA		1						
00121		0602 - GENERATOR REGULATOR (VOLTAGE)									
P 0 00122	2920-882-3068	CUTOUT RELAY, ENGINE 1118423 (16764)	EA		1	*	*	*	2	6	3
0 00123	5305-275-6885	SCREW, MACHINE: voltage control mtg	EA		2	*	*	*	*	6	2
0 00124	5310-358-8154	WASHER, LOCK: voltage control mtg	EA		2	*	*	*	*	6	1
00125		0603 - STARTING MOTOR									
0 00126	5310-584-5007	NUT, PLAIN, HEXAGON: starter to switch lead	EA		1	*	*	*	*	7	1
X2 0 00127		NUT, PLAIN, HEXAGON: starter to terminal strip lead 100-265 (25980)	EA		1					7	32
X2 0 00128	5305-733-2265	SCREW, ASSEMBLED WASHER: starter mtg 101-793 (25980)	EA		2					7	14
P 0 00129	2920-882-3401	STARTER, ENGINE, ELECTRICAL 1113516 (16764)	EA		1	*	*	*	*	7	

(1) SMR CODE INDEX NO.	(2) FEDERAL STOCK NUMBER	(3) DESCRIPTION REFERENCE NO. & MFR. CODE USABLE ON CODE		(4) UNIT OF ISSUE	(5) QTY INC IN UNIT PACK	(6) QTY INC IN UNIT	(7) 15-DAY ORGANIZATIONAL MAINTENANCE ALW				(8) ILLUS- TRATION	
							(a) 1-5	(b) 6-20	(c) 21-50	(d) 51-100	(a) FIG NO.	(b) ITEM NO.
X1 00130	2920-593-1557	ARMATURE: starter 1958367 (16764)		EA		1					7	22
X1 00131		BOLT, THRU 1958398 (16764)		EA		2					7	26
X1 00132		BUSHING, ARMATURE 1923907 (16764)		EA		1					7	12
X1 00133		CLIP, PINION 1927848 (16764)		EA		1					7	11
X1 00134		COIL ASSEMBLY: field 1958372 (16764)		EA		1					7	21
X1 00135	2920-010-2542	COIL, FIELD 1958378 (16764)		EA		1					7	24
X1 00136		COLLAR, END: starter 1941067 (16764)		EA		1					7	18
X1 00137		DRIVE, ENGINE, ELECTRIC 1958400 (16764)		EA		1					7	33
X1 00138		GROMMET, RUBBER 1958399 (16764)		EA		1					7	13
X1 00139		HOUSING, DRIVE 1958396 (16764)		EA		1					7	9
X1 00140	2920-872-5979	HOUSING, SHIFT LEVER 1958391 (16764)		EA		1					7	6
X1 00141		LEVER ASSEMBLY: clutch pinion 1958386 (16764)		EA		1					7	7
X1 00142		PIN, SPRING 1941114 (16764)		EA		1					7	5
X1 00143		PLUNGER ASSEMBLY: solenoid switch 1958383 (16764)		EA		1					7	8
X1 00144		RING, SNAP: shift lever stud 9416878 (16764)		EA		1					7	
X1 00142	5315-800-6936											
X1 00143												



(1) SMR CODE INDEX NO.	(2) FEDERAL STOCK NUMBER	(3) DESCRIPTION  REFERENCE NO. & MFR. CODE  USABLE ON CODE	(4) UNIT OF ISSUE	(5) QTY INC IN UNIT PACK	(6) QTY INC IN UNIT	(7) 15-DAY ORGANIZATIONAL MAINTENANCE ALW				(8) ILLUS- TRATION	
						(a)	(b)	(c)	(d)	FIG NO.	ITEM NO.
						1-5	6-20	21-50	51-100		
X1 00145	5305-989-6265	SCREW, MACHINE: solenoid switch 453468 (16764)	EA		1					7	28
0 00146	5305-543-4302	SCREW, MACHINE: solenoid mtg	EA		2	*	*	*	*	7	27
X1 00147	5305-614-0247	SCREW, MACHINE: starter drive 453339 (16764)	EA		4					7	17
X1 00148		SCREW, POLE SHOE 1951823 (16764)	EA		4					7	19
X1 00149		SHOE, POLE 1952697 (16764)	EA		4					7	20
X1 00150	2920-855-8625	SPRING, HELICAL, COMPRESSION: solenoid switch 1940974 (16764)	EA		1					7	4
X1 00151	2540-010-2560	STOP, PINION 1941066 (16764)	EA		1					7	10
X1 00152		STUD, SHIFT, LEVER 1959626 (16764)	EA		1					7	15
P 0 00153	4930-021-5977	SWITCH, SOLENOID 1114303 (16764)	EA		1	*	*	*	*	7	3
X1 00154	5310-186-7499	WASHER, LOCK: starter drive housing 453789 (16764)	EA		4					7	16
X1 00155	5310-655-7401	WASHER, LOCK: solenoid switch 274545 (16764)	EA		1					7	29
0 00156	5310-744-3897	WASHER, LOCK: solenoid switch mtg	EA		2	*	*	*	*	7	31
X1 00157	5330-058-8954	WASHER, NONMETALLIC 1958393 (16764)	EA		1					7	23
0 00158	5310-017-8556	WASHER, LOCK: starter to switch lead	EA		2	*	*	*	*	7	2
0 00159	5310-017-8378	WASHER, LOCK: starter to terminal strip lead	EA		2	*	*	*	*	7	30
X1 00160		WASHER, LOCK: thru bolt 100-214 (25980)	EA		2					7	25
X2 0 00161		WIRE ASSEMBLY: starter switch to solenoid 206-566 (25980)	EA		1						

(1) SMR CODE INDEX NO.	(2) FEDERAL STOCK NUMBER	(3) DESCRIPTION  REFERENCE NO. & MFR. CODE  USABLE ON CODE	(4) UNIT OF ISSUE	(5) QTY INC IN UNIT PACK	(6) QTY INC IN UNIT	(7) 15-DAY ORGANIZATIONAL MAINTENANCE ALW				(8) ILLUS- TRATION	
						(a)	(b)	(c)	(d)	(a) FIG NO.	(b) ITEM NO.
						1-5	6-20	21-50	51-100		
M 0 00162		CABLE: starter switch to solenoid 7720853 (00000) MANUFACTURE FROM:	EA		1						
P 0 00163	6145-772-0853	WIRE, ELECTRICAL (4 ft 10 in. required)	FT				SEE	GRP	9501		
X2 0 00164		CONDUIT: starter switch to solenoid cable 70-215-22 (25980)	EA		1		SEE	GRP	9901		
X2 0 00165	5940-644-8713	TERMINAL, LUG: solenoid RB873 (59730)	EA		1						
X2 0 00166		TERMINAL, LUG: solenoid end RB733 (59730)	EA		1						
X2 0 00167	5940-557-1627	TERMINAL, LUG: starter switch end RB863 (59730)	EA		1						
X2 0 00168	5940-534-0970	TERMINAL, LUG: strip end RB853 (59730)	EA		1						
00169		0606 - ENGINE SAFETY CONTROLS									
P 0 00170	5930-021-6313	CONTROL, TEMPERATURE: oil temperature and pressure 166-431 (25980)	EA		1	*	*	*	*	8	11
X2 0 00171		SETSCREW: safety control switch 102-279 (25980)	EA		1					8	27
X2 0 00172		WIRE ASSEMBLY: safety switch to magneto 206-570 (25980)	EA		1						
X2 0 00173		ADAPTER ELECTRICAL: magneto lend 166-428 (25980)	EA		1						
X2 0 00174		NUT, LOCK: magneto lead 156-873 (25980)	EA		1						
X2 0 00175		NUT, PLAIN, HEXAGON: magneto lead (special) 166-476 (25980)	EA		1						
0 00176	5310-011-5554	WASHER, LOCK: magneto lead mtg	EA		2	*	*	*	*		
X2 0 00170		WASHER, LOCK: magneto lead mtg 100-694 (25980)	EA		2						

(1) SMR CODE INDEX NO.	(2) FEDERAL STOCK NUMBER	(3) DESCRIPTION REFERENCE NO. & MFR. CODE USABLE ON CODE	(4) UNIT OF ISSUE	(5) QTY INC IN UNIT PACK	(6) QTY INC IN UNIT	(7) 15-DAY ORGANIZATIONAL MAINTENANCE ALW				(8) ILLUS- TRATION	
						(a) 1-5	(b) 6-20	(c) 21-50	(d) 51-100	(a) FIG NO.	(b) ITEM NO.
						00178		0607 - INSTRUMENT OR ENGINE CONTROL PANEL			
X2 0 00179		PANEL ASSEMBLY CONTROL 206-532 (25980)	EA		1					1	6
0 00180	4730-289-1242	ADAPTER, STRAIGHT, PIPE TO TUBE: oil pressure to safety switch	EA		1		SEE	GRP	4702		
X2 0 00181	5305-785-8057	BOLT, ASSEMBLED WASHER: control panel MSS5305-9 (08288)	EA		6					8	7
X2 0 00182		CLAMP, LOOP: choke and throttle control 7502C (04941)	EA		2					8	25
X2 0 00183	5340-983-3838	CLAMP, LOOP: electrical lead 09991A8 (78553)	EA		4					8	8
X2 0 00184		CONTROL, CHOKE 64-032-44 (70436)	EA		1		SEE	GRP	0312		
P 0 00185	5930-021-6313	CONTROL, TEMPERATURE: oil temperature and pressure 166-431 (25980)	EA		1		SEE	GRP	0606		
X2 0 00186		CONTROL, THROTTLE 118-032-32 (70436)	EA		1		SEE	GRP	0312		
P 0 00187	6680-815-1486	INDICATOR, LIQUID QUANTITY: fuel gage 505V (93738)	EA		1	*	*	*	*	8	3
P 0 00188	6620-514-5492	INDICATOR PRESSURE: oil pressure MS24541-1 (96906)	EA		1	*	*	*	*	8	4
P 0 00189	6685-514-5491	INDICATOR, TEMPERATURE: engine oil MS24542-1 (96906)	EA		1	*	*	2	2	8	5
X2 0 00190		LAMP, DASH: control panel 206-470 (25980)	EA		2					8	9
P 0 00191	6240-019-0877	LAMP, INCANDESCENT: panel light 1254 (24446)	EA		2	*	*	2	2	8	31
X2 0 00192		MANIFOLD, OIL PRESSURE 166-292 (25980)	EA		1		SEE	GRP	4702		
P 0 00193	6625-048-7693	METER, ARBITRARY SCALE: battery charging MS24532-1 (96906)	EA		1	*	*	*	*	8	6

(1) SMR CODE INDEX NO.	(2) FEDERAL STOCK NUMBER	(3) DESCRIPTION  REFERENCE NO. & MFR. CODE  USABLE ON CODE	(4) UNIT OF ISSUE	(5) QTY INC IN UNIT PACK	(6) QTY INC IN UNIT	(7) 15-DAY ORGANIZATIONAL MAINTENANCE ALW				(8) ILLUS- TRATION	
						(a)	(b)	(c)	(d)	(a) FIG NO.	(b) ITEM NO.
						1-5	6-20	21-50	51-100		
0 00194 X2 0 00195	5310-275-1706	NUT, PLAIN, HEXAGON: clamp mtg	EA		6	*	*	*	*	8	23
X2 0 00196		NUT, PLAIN, HEXAGON: switch spacer mtg 100-179 (25980)	EA		2					8	12
X2 0 00197		PANEL, CONTROL 206-557 (25980)	EA		1					8	18
X2 0 00198		SCREW, CAP, HEXAGON HEAD: switch spacer mtg 102-082 (25980)	EA		2					8	28
0 00198 X2 0 00199	5305-208-7880	SCREW, MACHINE: clamp mtg	EA		2	*	*	*	*	8	26
X2 0 00200		SCREW, MACHINE: terminal strip mtg 100-705 (25980)	EA		4					8	21
X2 0 00201		SETSCREW: safety control switch 102-279 (25980)	EA		1		SEE	GRP	0606		
X2 0 00202		SPACER SWITCH 166-335 (25980)	EA		1					8	10
X2 0 00203	5930-021-6314	STRIP, CONTACT: terminal 166-325 (25980)	EA		1					8	19
X2 0 00204		STRIP, CONTACT: terminal 166-326 (25980)	EA		1					8	20
P 0 00205		SWITCH, PUSH BUTTON: starter M491STK (13445)	EA		1	*	*	*	*	8	16
P 0 00206		SWITCH, TOGGLE: 24v start and panel lights 82600 (04009)	EA		2	*	*	*	*	8	17
X2 0 00207	5940-983-6088	TEE, TUBE: oil pressure 101-760 (25980)	EA		1		SEE	GRP	4702		
X2 0 00208		TERMINAL BOARD 11-141 (71785)	EA		1					8	22
P 0 00209	6620-814-4770	TRANSMITTER, PRESSURE: oil pressure MS24538-1 (96906)	EA		1		SEE	GRP	0610		
X2 0 00210		TUBE: oil to safety switch 166-293 (25980)	EA		1		SEE	GRP	4702		

71

(1) SMR CODE INDEX NO.	(2) FEDERAL STOCK NUMBER	(3) DESCRIPTION  REFERENCE NO. & MFR CODE  USABLE ON CODE		(4) UNIT OF ISSUE	(5) QTY INC IN UNIT PACK	(6) QTY INC IN UNIT	(7) 15-DAY ORGANIZATIONAL MAINTENANCE ALW				(8) ILLUS- TRATION	
							(a)	(b)	(c)	(d)	(e) FIG NO.	(b) ITEM NO.
							1-5	6-20	21-50	51-100		
0 00210	5310-010-6495	WASHER, LOCK: control panel		EA		6	*	*	*	*		
0 00211	5310-017-8378	WASHER, LOCK: ground lead mtg		EA		2	*	*	*	*		
0 00212	5310-045-3296	WASHER, LOCK: switch spacer mtg		EA		2	*	*	*	*	8	13
X2 0 00213		WIRE ASSEMBLY: fuel transmitter gage 206-569 (25980)		EA		1		SEE	GRP	0610		
X2 0 00214		WIRE ASSEMBLY: generator indicator to ground 206-576 (25980)		EA		1						
M 0 00215		CABLE: generator indicator to ground 7720853 (00000) MANUFACTURE FROM:		EA		1						
P 0 00216	6145-772-0853	WIRE, ELECTRICAL (3 in. required)		FT				SEE	GRP	9501		
X2 0 00217	5940-644-8713	TERMINAL, LUG: generator indicator to ground RB873 (59730)		EA		2						
X2 0 00218		WIRE ASSEMBLY: oil pressure and fuel indicator to terminal strip 206-574 (25980)		EA		2						
M 0 00219		CABLE: oil pressure end fuel level indicators 7720853 (00000) MANUFACTURE FROM:		EA		1						
P 0 00220	6145-772-0853	WIRE, ELECTRICAL (12 in. required for each WIRE ASSEMBLY)		FT				SEE	GRP	9501		
X2 0 00221	5970-833-8562	INSULATOR, BUSHING: indicator end 8338562 (00000)		EA		1						
X2 0 00222	5935-833-8561	SHELL, MALE: indicator end 8338561 (00000)		EA		1						
X2 0 00223	1015-798-2997	TERMINAL, LUG: indicator end 7982997 (00000)		EA		1						
X2 0 00224	5940-534-0970	TERMINAL LUG: terminal strip end MS25036-7 (96906)		EA		1						
X2 0 00225		WIRE ASSEMBLY: oil pressure gage 206-567 (25980)		EA		1		SEE	GRP	0610		

(1) SMR CODE INDEX NO.	(2) FEDERAL STOCK NUMBER	(3) DESCRIPTION  REFERENCE NO. & MFR. CODE  USABLE ON CODE	(4) UNIT OF ISSUE	(5) QTY INC IN UNIT PACK	(6) QTY INC IN UNIT	(7) 15-DAY ORGANIZATIONAL MAINTENANCE ALW				(8) ILLUS- TRATION	
						(a)	(b)	(c)	(d)	(a)	(b)
						1-5	6-20	21-50	51-100	FIG NO.	ITEM NO.
X2 0 00226		WIRE ASSEMBLY: oil temperature and generator indicator to terminal strip 206-575 (25980)	EA		2						
M 0 00227		CABLE: oil temperature and generator indicators 7720853 (00000) MANUFACTURE FROM:	EA		1						
P 0 00228	6145-772-0853	WIRE, ELECTRICAL (8 in. required for each WIRE ASSEMBLY)	FT				SEE	GRP	9501		
X2 0 00229	5970-833-8562	INSULATOR, BUSHING: indicator end 8338562 (00000)	EA		1						
X2 0 00230	5935-833-8561	SHELL, MALE: indicator end 8338561 (00000)	EA		1						
X2 0 00231	1015-798-2997	TERMINAL, LUG: indicator end 7982997 (00000)	EA		1						
X2 0 00232	5940-534-0970	TERMINAL, LUG: terminal strip and MS25036-7 (96906)	EA		1						
X2 0 00233		WIRE ASSEMBLY: oil temperature indicator to transmitter 206-572 (25980)	EA		1						
M 0 00234		CABLE: oil temperature indicator to transmitter 7720853 (00000) MANUFACTURE FROM:	EA		1						
P 0 00235	6145-772-0853	WIRE, ELECTRICAL (33 in. required)	FT				SEE	GRP	9501		
X2 0 00236		CONDUIT, ELECTRICAL: oil temperature indicator to transmitter 70-215-27 (25980)	EA		1						
X2 0 00237	5970-833-8562	INSULATOR, BUSHING: oil temperature indicator to transmitter 8338562 (00000)	EA		2						
X2 0 00238	5935-833-8561	SHELL, MALE: oil temperature indicator to transmitter 8338561 (00000)	EA		2						
X2 0 00239	1015-798-2997	TERMINAL, LUG: oil temperature indicator to transmitter 7982997 (00000)	EA		2						
X2 0 00240		WIRE ASSEMBLY: starter switch to solenoid 206-566 (25980)	EA		1		SEE	GRP	0603		

(1) SMR CODE <hr/> INDEX NO.	(2) FEDERAL STOCK NUMBER	(3) DESCRIPTION  REFERENCE NO. & MFR. CODE  USABLE ON CODE	(4) UNIT OF ISSUE	(5) QTY INC IN UNIT PACK	(6) QTY INC IN UNIT	(7) 15-DAY ORGANIZATIONAL MAINTENANCE ALW				(8) ILLUS- TRATION	
						(a)	(b)	(c)	(d)	(a)	(b)
						1-5	6-20	21-50	51-100	FIG NO.	ITEM NO.
X2 0 00241		WIRE ASSEMBLY: starter switch to terminal strip 206-579 (25980)	EA		1						
M 0 00242		CABLE: starter switch to terminal strip 77206853 (00000) MANUFACTURE FROM:	EA		1						
P 0 00243	6145-772-0853	WIRE, ELECTRICAL (3 in. required)	PT				SEE	GRP	9501		
X2 0 00244	5940-534-0970	TERMINAL, LUG: terminal strip end MS25036-7 (96906)	EA		1						
X2 0 00245	5940-557-1627	TERMINAL, LUG: starter switch end MS25036-53 (96906)	EA		1						
X2 0 00246		WIRE ASSEMBLY: terminal strip to generator 206-571 (25980)	EA		1		SEE	GRP	0601		
X20 00247		WIRE ASSEMBLY: terminal strip to trouble light reel 206-578 (25980)	EA		1		SEE	GRP	2202		
X2 0 00248		WIRE ASSEMBLY: 24v start and panel light switch to terminal strip 206-577 (25980)	EA		2						
M 0 00249		CABLE: 24v start and panel light switch 7720853 (00000) MANUFACTURE FROM:	EA		1						
P 0 00250	6145-772-0853	WIRE, ELECTRICAL (3 in. required for each WIRE ASSEMBLY)	PT				SEE	GRP	9501		
X2 0 00251	5940-534-0970	TERMINAL, LUG: 24v start and panel light switch MS25036-7 (96906)	EA		2						
P 0 00252		WIRE ASSEMBLY: 24v start switch to terminal strip 206-568 (25980)	EA		1						
M 0 00253		CABLE: 24v start switch to terminal strip 7720853 (00000) MANUFACTURE FROM:	EA		1						
P 0 00254	6145-772-0853	WIRE, ELECTRICAL (10 in. required)	PT				SEE	GRP	9501		
X2 0 00255	5940-557-1627	TERMINAL, LUG: switch end MS25036-53 (96906)	EA		1						

(1) SMR CODE  INDEX NO.	(2) FEDERAL STOCK NUMBER	(3) DESCRIPTION  REFERENCE NO. & MFR. CODE  USABLE ON CODE	(4) UNIT OF ISSUE	(5) QTY INC IN UNIT PACK	(6) QTY INC IN UNIT	(7) 15-DAY ORGANIZATIONAL MAINTENANCE ALW				(8) ILLUS- TRATION	
						(a)	(b)	(c)	(d)	(a)	(b)
						1-5	6-20	21-50	51-100	FIG NO.	ITEM NO.
X2 0 00256	5940-534-0970	TERMINAL, LUG: terminal strip end MS25036-7 (96906)	EA		1						
X2 0 00257		SCREW, ASSEMBLED WASHER: control panel mtg. 5/16-18 thd size, 3/4 in. lg 102-072 (25980)	EA		1					1	26
X2 0 00258		WASHER, LOCK: control panel mtg 100-694 (25980)	EA		2					1	27
X2 0 00259		WIRE ASSEMBLY: oil pressure gage 206-567 (25980)	EA		1						
X2 0 00260		WIRE ASSEMBLY, SHIELDED: safety switch to magneto 206-570 (25980)	EA		1		SEE	GRP	0606		
00261		0610 - SENDING UNITS AND WARNING SWITCHES									
X2 0 00262		ADAPTER, HOSE 166-342 (25980)	EA		1					1	13
X2 0 00263	5340-983-3838	CLAMP, LOOP, TUBE: transmitter cable 09991A8 (78553)	EA		1					2	8
M 0 00264		GASKET: transmitter MANUFACTURE FROM:	EA		1					2	23
P 0 00265	5330-551-5200	CORK, SHEET (5 in. X 5 in. required)	SH				SEE	GRP	9501		
X2 0 00266		SCREW, ASSEMBLED WASHER: fuel transmitter mtg 10-32-2AX5-8 (78189)	EA		5					2	5
X2 0 00267		TEE ASSEMBLY, SWIVEL 206-581 (25980)	EA		1					1	12
P 0 00268	6680-768-5301	TRANSMITTER, LIQUID QUANTITY: fuel 507AG (98738)	EA		1	*	*	*	*	2	6
P 0 00269	6620-814-4770	TRANSMITTER, PRESSURE: oil pressure MS24538-1 (96906)	EA		1	*	*	*	*	8	24
P 0 00270	6685-993-5545	TRANSMITTER, TEMPERATURE: engine oil MS24537 (96906)	EA		1	*	*	*	*	1	11
X2 0 00271		WIRE ASSEMBLY: fuel gage transmitter 206-569 (25980)	EA		1					2	7



(1) SMR CODE <hr/> INDEX NO.	(2) FEDERAL STOCK NUMBER	(3) DESCRIPTION  REFERENCE NO. & MFR. CODE  USABLE ON CODE	(4) UNIT OF ISSUE	(5) QTY INC IN UNIT PACK	(6) QTY INC IN UNIT	(7) 15-DAY ORGANIZATIONAL MAINTENANCE ALW				(8) ILLUS- TRATION	
						(a)	(b)	(c)	(d)	(a) FIG NO.	(b) ITEM NO.
						1-5	6-20	21-50	51-100		
M 0 00272		CABLE: fuel gage transmitter 7720853 (00000) MANUFACTURE FROM:	EA		1						
P 0 00273 00274	6145-772-0853	WIRE, ELECTRICAL (8 ft 3 in. required)  CONDUIT: fuel gage transmitter cable 70-215-84 (25980)	FT EA				SEE	GRP	9501		
X2 0 00275	5970-833-8562	INSULATOR, BUSHING: fuel gage transmitter cable 8338562 (00000)	EA		2						
X2 0 00276	5935-399-6673	SHELL, ELECTRICAL, COIL: fuel gage transmitter cable 7282401 (00000)	EA		1						
X2 0 00277	5935-833-8561	SHELL, MALE: fuel gage transmitter cable 8338561 (00000)	EA		1						
X2 0 00278	1015-798-2997	TERMINAL, LUG: fuel gage transmitter cable 7982997 (00000)	EA		2						
00279		0612 - BATTERIES, STORAGE (WET OR DRY)									
X2 0 00280		BAR, BATTERY DRAWER 161-935 (25980)	EA		1					9	2
P 0 00281	6140-057-2554	BATTERY, STORAGE: 12v MS35000-3 (96906)	EA		2	*	*	*	*	9	
P 0 00282	6150-021-5974	CABLE ASSEMBLY: battery, negative 206-563 (25980)	EA		1	*	*	*	*	9	14
P 0 00283	6150-021-5973	CABLE ASSEMBLY: battery, positive 206-562 (25980)	EA		1	*	*	*	*	9	11
X2 0 00284		CLAMP, CABLE: battery 102-048 (25980)	EA		4					9	10
X2 0 00285		CLAMP, CABLE: to ground 102-079 (25980)	EA		1					9	13
X2 0 00286		CLAMP, CABLE: to starter 102-257 (25980)	EA		1					9	13
X2 0 00287		DRAWER ASSEMBLY: battery 206-091 (25980)	EA		1					9	

(1) SMR CODE INDEX NO.	(2) FEDERAL STOCK NUMBER	DESCRIPTION  REFERENCE NO. & MFR. CODE	USABLE ON CODE	(4) UNIT OF ISSUE	(5) QTY INC IN UNIT PACK	(6) QTY INC IN UNIT	(7) 15-DAY ORGANIZATIONAL MAINTENANCE ALW				(8) ILLUS- TRATION	
							(a)	(b)	(c)	(d)	(a) FIG NO.	(b) ITEM NO.
							1-5	6-20	21-50	51-100		
X2 0 00288	4930-831-1248	CLAMP, BATTERY HOLDDOWN 204-779 (25980)		EA		4					9	5
X2 0 00289		DRAWER, BATTERY 205-220 (25980)		EA		1					9	6
X2 0 00290		NUT, PLAIN, WING: battery holddown 101-788 (25980)		EA		4					9	3
0 00291	5315-290-5270	PIN, STRAIGHT, HEADLESS: drawer roller		EA		4	*	*	*	*	9	7
X2 0 00292	4930-805-3343	ROLLER, BATTERY TRAY 162-113 (25980)		EA		4					9	8
0 00293	5305-901-2113	SCREW, WOOD: battery shim mtg		EA		8	*	*	*	*	9	18
X2 0 00294	2920-961-8352	SHIM, BATTERY 161-939 (25980)		EA		4					9	1
X2 0 00295		TRAY, BATTERY 165-470 (25980)		EA		2					9	16
0 00296	5310-044-6212	WASHER, FLAT: battery holddown mtg		EA		4	*	*	*	*	9	4
0 00297	5310-047-4037	WASHER, FLAT: shim		EA		8	*	*	*	*	9	17
X2 0 00298		GROMMET, RUBBER: battery cable 101-765 (25980)		EA		2					9	12
X2 0 00299		LEAD, STORAGE BATTERY: jumper 206-101 (25980)		EA		1					9	15
X2 0 00300		SCREW, MACHINE: battery cable clamp 102-084 (25980)		EA		8					9	9
P 0 00301	6810-249-9354	SULFURIC ACID: battery		GL		4	*	*	*	*		
00302		GROUP 15 - FRAME, TOWING ATTACHMENTS, AND DRAWERS										
00303		1501 - FRAME ASSEMBLY										
X2 0 00304		BOLT, LIFTING 204-614 (259890)		EA		4					13	7

(1) SMR CODE INDEX NO.	(2) FEDERAL STOCK NUMBER	(3) DESCRIPTION REFERENCE NO. & MFR. CODE USABLE ON CODE		(4) UNIT OF ISSUE	(5) QTY INC IN UNIT PACK	(6) QTY INC IN UNIT	(7) 15-DAY ORGANIZATIONAL MAINTENANCE ALW				(8) ILLUS- TRATION		
							(a)	(b)	(c)	(d)	(a) FIG NO.	(b) ITEM NO.	
							1-5	6-20	21-50	51-100			
X2 0 00305	4930-831-3974	GASKET: lifting bolt 161-985 (25980)		EA		4					13	8	
X2 0 00306		NUT, PLAIN, HEXAGON: lubricator to trailer 9/16-18 thd size 102-087 (25980)		EA		6					30	22	
X2 0 00307		SCREW, CAP, HEXAGON HEAD: lubricator to trailer, front and center, 9/16-18 thd size, 1 3/4 in. lg. 102-085 (25980)		EA		4					30	25	
X2 0 00308		SCREW, CAP, HEXAGON HEAD: lubricator to trailer, rear, 9/16-18 thd size, 3 in. lg. 102-086 (25980)		EA		2					30	24	
X2 0 00309		WASHER, BEVELED: lubricator to trailer 102-088 (25980)		EA		6					30	23	
X2 0 00310		WASHER, LOCK: lubricator to trailer, 9/16 in. screw size 100-128 (25980)		EA		6					30	21	
00311		GROUP 18 - BODY, CAB, HOOD AND HULL											
00312		1808 - STOWAGE RACKS, BOXES, STRAPS, CARRYING CASES, CABLE REELS, HOSE REELS, ETC.											
0 00313		5305-785-8057	BOLT, MACHINE: padlock mtg		EA		1	*	*	*	*	10	12
X2 0 00314			Box ASSEMBLY, SPARES 204-799 (25980)		EA		1					10	1
X2 0 00315	BOX ASSEMBLY, TOOL 206-102 (25980)		EA		1					10	8		
X2 0 00316	DRAWER ASSEMBLY, LOWER: tool 206-380 (25980)		EA		1					10			
X2 0 00317	DRAWER ASSEMBLY, LOWER: tool 206-0904 (25980)		EA		1					10	6		
X2 0 00318	TRAY ASSEMBLY, PARTS 206-096 (25980)		EA		1					10	5		
X2 0 00319	DRAWER ASSEMBLY, UPPER: lubrication accessories 206-381 (25980)		EA		1					10			
X2 0 00320	5340-623-3334		CLAMP, LOOP: oil can tube 100-788 (25980)		EA		2					10	3

(1) SMR CODE INDEX NO.	(2) FEDERAL STOCK NUMBER	(3) DESCRIPTION  REFERENCE NO. & MFR. CODE	(4) UNIT OF ISSUE	(5) QTY INC IN UNIT PACK	(6) QTY INC IN UNIT	(7) 15-DAY ORGANIZATIONAL MAINTENANCE ALW				(8) ILLUS- TRATION	
						(a)	(b)	(c)	(d)	(a) FIG NO.	(b) ITEM NO.
						1-5	6-20	21-50	51-100		
X2 0 00321	4930-930-7695	DRAWER ASSEMBLY, UPPER: lubrication accessories 208-098 (25980)	EA		1					10	4
X2 0 00322		SCREW, SELF TAPPING: oil can tube clip 100-830 (25980)	EA		2					10	2
0 00323	5310-176-8137	NUT, PLAIN, HEXAGON: padlock mtg	EA		1	*	*	*	*	10	10
0 00324	5310-584-5007	NUT, PLAIN, HEXAGON: reel bank mtg	EA		8	*	*	*	*	11	11
X2 0 00325	5340-981-1157	PADLOCK ASSEMBLY: tool box and drawer 164-065 (25980)	EA		2					10	9
X2 0 00326		REELBANK ASSEMBLY 206-071 (25980)	EA		1					12	
X2 0 00327		BRACKET, VALVE: center 161-989 (25980)	EA		2					12	29
P 0 00328	4930-495-5026	BRAKE SHOES, HOSE REEL 152-902 (25980)	EA		5	*	2	2	3	11	15
X2 0 00329		CHANNEL ASSEMBLY, REEL 204-771 (25980)	EA		1					11	13
X2 0 00330		HANGER, VALVE: outer 165-566 (25980)	EA		2					12	6
0 00331	5310-012-0399	NUT, PLAIN, SQUARE: yoke mtg	EA		20	*	*	*	*	12	38
X2 0 00332		PEDESTAL, REEL 153-128 (25980)	EA		5					12	8
X2 0 00333		REEL, ASSEMBLY, AIR 204-773 (25980)	EA		1					12	30
0 00334	4730-691-8140	ADAPTER, CONNECTOR: lube hose (Used on REEL ASSEMBLY, Stock No. (25980)) 204-772, only)	EA		1	*	*	*	*	12	11
X2 0 00335		DISK, REEL 162-502 (25980)	EA		2					11	1
X2 0 00336		HUB, REEL 165-338 (25980)	EA		1					11	2

(1) SMR CODE INDEX NO.	(2) FEDERAL STOCK NUMBER	(3) DESCRIPTION  REFERENCE NO. & MFR. CODE  USABLE ON CODE	(4) UNIT OF ISSUE	(5) QTY INC IN UNIT PACK	(6) QTY INC IN UNIT	(7) 15-DAY ORGANIZATIONAL MAINTENANCE ALW				(8) ILLUS- TRATION	
						(a)	(b)	(c)	(d)	(a) FIG NO.	(b) ITEM NO.
						1-5	6-20	21-50	51-100		
X2 0 00337	4730-188-1870	NIPPLE, PIPE: to hose 190697 (24617)	EA		1					12	28
X2 0 00338		NUT, PLAIN, HEXAGON: reel spacer 100-340 (25980)	EA		6					12	35
X2 0 00339	4730-756-1558	PACKING NUT: 1 1/2-12 thd size 153-119 (25980)	EA		1					11	10
P 0 00340	4930-248-3823	PACKING, PREFORMED: air reel hub LU15A (25980) (Used on REEL ASSEMBLY, Stock No. (25980) 204-773, only)	EA		2	*	*	2	2	11	8
P 0 00341	5330-246-4836	PACKING PREFORMED: lube reel hub 152-898 (25980) (Used on REEL ASSEMBLY, Stock No. (25980) 204-772, only)	EA		6	6	25	50	100	11	4
X2 0 00342	4930-374-7892	RETAINER, PACKING 152-901 (25980) (Used on REEL ASSEMBLY, Stock No. (25980) 204-772, only)	EA		2					11	3
X2 0 00343	4930-212-6805	RETAINER, PACKING 152-899 (25980) (Used on REEL ASSEMBLY, Stock No. (25980) 204-772, only)	EA		2					11	5
X2 0 00344		SCREW, MACHINE: reel spacer 100-479 (25980)	EA		6					12	9
P 0 00345	4930-831-1246	SHAFT, REEL BRAKE 153-12C (25980)	EA		1	*	*	*	*	11	7
X2 0 00346		SPACER, REEL 165-337 (25980)	EA		6					12	10
P 0 00347	4930-246-7625	SPRING, HELICAL, COMPRESSION: hub packing 152-900 (25980) (Used on REEL, ASSEMBLY, Stock No. (25980) 204-772; only)	EA		1	*	*	2	2	11	6
P 0 00348	5340-253-6896	SPRING, HELICAL, COMPRESSOR: hub packing LU15C (25980) (Used on REEL ASSEMBLY, Stock No. (25980) 204-773, only)	EA		1	*	*	*	*	11	9

(1) SMR CODE  INDEX NO.	(2) FEDERAL STOCK NUMBER	(3) DESCRIPTION  REFERENCE NO. & MFR. CODE  USABLE ON CODE	(4) UNIT OF ISSUE	(5) QTY INC IN UNIT PACK	(6) QTY INC IN UNIT	(7) 15-DAY ORGANIZATIONAL MAINTENANCE ALW				(8) ILLUS- TRATION	
						(a)	(b)	(c)	(d)	(a)	(b)
						1-5	6-20	21-50	51-100	FIG NO.	ITEM NO.
X2 0 00349		UNION, PIPE TO TUBE: airhose 155-166 (25980) (Used n REEL ASSEMBLY, Stock No. (25980) 204-773, only)	EA		1					12	27
X2 0 00350		WASHER, LOCK: reel spacer 100-133 (25980)	EA		6					12	36
X2 0 00351		REEL ASSEMBLY, LUBRICATION 204-772 (25980) Same as REEL ASSEMBLY, Stock No. (25980) 204-773, except where individual components are annotated)	EA		4					12	7
X2 0 00352	4930-509-2681	REEL BRAKE AND PEDESTAL ASSEMBLY 200-890 (25980)	EA		5					12	31
P 0 00353	4730-725-5516	BUSHING, MACHINE THREAD: brake shaft 153-123 (25980)	EA		1	*	2	2	2	11	19
X2 0 00354	4930-831-3971	CAM, BRAKE ADJUSTING 153-124 (25980)	EA		1					11	17
X2 0 00355	4930-831-1244	COLLAR, SHAFT: outer 153-127 (25980)	EA		1					11	26
X2 0 00356		LEVER, BRAKE 153-126 (25980)	EA		1					11	25
X2 0 00357		NUT, PLAIN, HEXAGON: brake shaft bushing 165-597 (25980)	EA		2					11	20
X2 0 00358		PEDESTAL, REEL AND BRAKE 153-121 (25980)	EA		1					11	22
X2 0 00359		PIN, ROLL: cam 102-070 (25980)	EA		1					11	16
0 00360	5315-751-8949	PIN, STRAIGHT, HEADLESS: brake shaft	EA		1	*	*	*	*	11	23
P 0 00361	5340-691-8136	SPRING, HELICAL, COMPRESSION: tension 152-903 (25980)	EA		1	*	2	2	2	11	24
0 00362	5310-809-3079	WASHER, FLAT: brake shaft bushing	EA		1	*	*	*	*	11	18
0 00363	5310-011-5554	WASHER, LOCK: brake shaft bushing	EA		1	*	*	*	*	11	21

(1) SMR CODE	(2) FEDERAL STOCK NUMBER	(3) DESCRIPTION	(4) UNIT OF ISSUE	(5) QTY INC IN UNIT PACK	(6) QTY INC IN UNIT	(7) 15-DAY ORGANIZATIONAL MAINTENANCE ALW				(8) ILLUS- TRATION	
						(a)	(b)	(c)	(d)	(a) FIG NO.	(b) ITEM NO.
						1-5	6-20	21-50	51-100		
INDEX NO.	REFERENCE NO. & MFR. CODE	USABLE ON CODE									
X2 0 00364	5305-895-3256	SCREW, ASSEMBLED WASHER: pedestal mtg 101-801- (25980)	EA		20					12	37
X2 0 00365		SCREW, ASSEMBLED WASHER: yoke mtg 102-072 (25980)	EA		20					12	33
0 00366	5305-054-9257	SETSCREW: reel hub	EA		10	*	*	*	*	12	34
X2 0 00367		YOKE, REEL SHAFT 153-122 (25980)	EA		10					12	32
X2 0 00368	5305-895-3256	SCREW, ASSEMBLED WASHER: reel bank mtg 101-801 (25980)	EA		4					11	14
X2 0 00369		SCREW, ASSEMBLED WASHER: tool box, 5/16-18 thd size, 5/8 in. lg 102-095 (25980)	EA		2					10	7
X2 0 00370		WASHER, LOCK: padlock mtg, No. 10 screw size 100-732 (25980)	EA		1					10	11
X2 0 00371		WASHER, LOCK: reel bank mtg 100-639 (25980)	EA		8					11	12
00372		1812 - SPECIAL PURPOSE BODIES									
X2 0 00373		ENCLOSURE ASSEMBLY 206-365 (25980)	EA		1					13	9
X2 0 00374		BRACKET, LID, HANGER 162-077 (25980)	EA		1					13	5
X2 0 00375		CATCH, DOOR: lower 162-135 (25980)	EA		2					13	22
X2 0 00376		HINGE, PROTECTOR: reel protector, 39 in. lg 165-394 (25980)	EA		1					13	10
X2 0 00377		KNOB, VENT 162-079 (25980)	EA		2		SEE	GRP	9901	13	21
X2 0 00378		LATCH ASSEMBLY: fuel tank filler 206-128 (25980)	EA		1					13	
X2 0 00379		BRACKET, LATCH 165-528 (25980)	EA		1					13	15

(1) SMR CODE INDEX NO.	(2) FEDERAL STOCK NUMBER	(3) DESCRIPTION  REFERENCE NO. & MFR. CODE  USABLE ON CODE	(4) UNIT OF ISSUE	(5) QTY INC IN UNIT PACK	(6) QTY INC IN UNIT	(7) 15-DAY ORGANIZATIONAL MAINTENANCE ALW				(8) ILLUS- TRATION	
						(a)	(b)	(c)	(d)	(a) FIG NO.	(b) ITEM NO.
						1-5	6-20	21-50	51-100		
0 00380 X2 0 00381	5310-877-5797	NUT, SELF-LOCKING, HEXAGON: fuel filler latch	EA		1	*	*	*	*	13	14
X2 0 00382		PIN, ROLL: fuel filler latch, 1/4 In. dia, 3 in. lg 102-073 (25980)	EA		1					13	18
X2 0 00383		STUD, HANDLE: fuel filler latch 165-529 (25980)	EA		1					13	17
X2 0 00384		WASHER, FLAT: fuel filler latch, nylon, 3/16 in. id, 5/8 in. od, 1/16 in. thk 165-527 (25980)	EA		1					13	16
0 00385	5310-012-6032	NUT, PLAIN, HEXAGON: lid hanger stud 100-131 (25980)	EA		1					13	4
0 00386 X2 0 00387	5310-017-9252	NUT, PLAIN, WING: lid hanger	EA		1	*	*	*	*	13	6
X2 0 00388 X2 0 00389	5315-017-9252	PIN, COTTER: lower door catch mtg	EA		2	*	*	*	*	13	2
0 00390	5330-261-5761	PIN, DOOR CATCH 162-136 (25980)	EA		2					13	23
0 00391	5330-261-5761	PROTECTOR, RUBBER: hose reel, 39 in. lg, 1/8 in. thk, 5 in. w	EA		1					13	11
0 00392		SCREW, MACHINE: vent knob 100-197 (25980)	EA		2					13	19
0 00393	5305-720-8710	SCREW, SOCKET HEAD: latch mtg, No. 8-32 thd size, 3/8 in. lg	EA		2	*	*	*	*	13	12
0 00394	5310-809-3078	WASHER, FLAT: lower door catch mtg	EA		2	*	*	*	*	13	1
0 00395	5310-722-4158	WASHER, LOCK: latch mtg, internal tooth, No. 8 screw size	EA		2	*	*	*	*	13	13
0 00396	5310-013-8542	WASHER, LOCK: lid hanger	EA		1	*	*	*	*	13	3
0 00397		WASHER, LOCK: vent knob 102-063 (25980)	EA		2					13	20
00395		GROUP 22 - BODY CHASSIS OR HULL, AND ACCESSORY ITEMS									
00396		2202 - ACCESSORY ITEMS									
0 00397	6730-273-3401	ADAPTER, STRAIGHT, PIPE TO TUBE: air hose	EA		2	*	*	*	*	12	3



(1) SMR CODE <hr/> INDEX NO.	(2) FEDERAL STOCK NUMBER	(3) DESCRIPTION  REFERENCE NO. & MFR. CODE  USABLE ON CODE	(4) UNIT OF ISSUE	(5) QTY INC IN UNIT PACK	(6) QTY INC IN UNIT	(7) 15-DAY ORGANIZATIONAL MAINTENANCE ALW				(8) ILLUS- TRATION	
						(a)	(b)	(c)	(d)	(a) FIG NO.	(b) ITEM NO.
						1-5	6-20	21-50	51-100		
X2 0 00398	4930-861-3811	BALL, HOSE STOP: air hose 100-29 (25980)	EA		1					12	2
X2 0 00399	5110-237-8107	BLADE, HAND HACKSAW: upper drawer GGB451 (81348)	EA		2						
X2 0 00400	5306-441-4643	BOLT, ASSEMBLED WASHER: light reel bracket mtg 101-756 (25980)	EA		2					14	5
X2 0 00401		CABLE, ASSEMBLY: light reel ground 206-153 (25980)	EA		1					14	39
X2 0 00402	5975-280-3357	BRUSHLOCK, ELECTRICAL CONDUCTOR 7765237 (00000)	EA		1						
X2 0 00403	5340-629-7273	BUSHING, RUBBER 776-2603 (00000)	EA		1						
M 0 00404		CABLE, GROUND 7720853 (00000) MANUFACTURE FROM:	EA		1						
P 0 00405	6145-772-0853	WIRE, ELECTRICAL (4 in. required)	FT				SEE	GRP	9501		
X2 0 00406	5940-057-2929	FERRULE, ELECTRICAL CONDUCTOR 7762622 (00000)	EA		1						
X2 0 00407	5935-768-7042	SHIELD, ELECTRICAL 7762628 (00000)	EA		1						
X2 0 00408		TERMINAL, LUG: ground 101-895 (25980)	EA		1						
X2 0 00409	4730-228-1622	CAP, PIPE: high pressure hose WWP521TYPE (81348)	EA		1						
X2 0 00410	4730-228-1621	CAP, PIPE: low pressure hose, 1/4 in. pipe size WWP521TYPE2 (81348)	EA		1						
X2 0 00411	4930-630-9805	COUPLING, AIRLINE 161-300 (25980)	EA		1					12	4
X2 0 00412	5110-289-9657	FRAME, HAND HACKSAW: upper drawer 161-293 (25980)	EA		1						

(1) SMR CODE INDEX NO.	(2) FEDERAL STOCK NUMBER	(3) DESCRIPTION  REFERENCE NO. & MFR. CODE  USABLE ON CODE	(4) UNIT OF ISSUE	(5) QTY INC IN UNIT PACK	(6) QTY INC IN UNIT	(7) 15-DAY ORGANIZATIONAL MAINTENANCE ALW				(8) ILLUS- TRATION	
						(a)	(b)	(c)	(d)	(a)	(b)
						1-5	6-20	21-50	51-100	FIG NO.	ITEM NO.
M O 00413	4930-020-8570	HOSE ASSEMBLY, RUBBER: air 206-011 (25980) MANUFACTURE FROM:	EA		5					12	1
0 00414	4730-566-1534	ADAPTER, STRAIGHT PIPE TO HOSE	EA		1	*	*	*	*		
0 00415	4730-303-5130	ADAPTER, STRAIGHT PIPE TO HOSE	EA		1	*	*	*	*		
P 0 00416	4720-289-9625	HOSE, RUBBER (10 ft required for each HOSE ASSEMBLY)	FT			SEE	GRP	9501			
M O 00417	4930-020-8568	HOSE ASSEMBLY, RUBBER: lubrication 206-007 (25980) MANUFACTURE FROM:	EA		15					12	5
X2 0 00418	4730-986-0175	COUPLING, HOSE 206-081 (25980)	EA		1						
X2 0 00419	4730-986-0176	COUPLING, HOSE 206-082 (25980)	EA		1						
P 0 00420	4720-639-9895	HOSE, RUBBER (10 ft required for each HOSE ASSEMBLY)	FT			SEE	GRP	9501			
X2 0 00421	4930-020-8568	HOSE ASSEMBLY, RUBBER: spare 206-007 (25980)	EA		1						
X2 0 00422	4930-020-8570	HOSE ASSEMBLY RUBBER: spare 206-011 (25980)	EA		1						
X2 0 00423		HOSE ASSEMBLY, TRANSFER PUMP 206-379 (25980)	EA		1					15	
X2 0 00424	4930-979-5568	CAP, NOZZLE 157-454 (25980)	EA		1					15	2
X2 0 00425		CAP, PIPE: pump end 102-051 (25980)	EA		1					15	9
X2 0 00426	4030-795-0438	FASTENER, BEAD CHAIN 157-463 (25980)	EA		4					15	3
X2 0 00427		FERRULE, HOSE: transfer pump 161-536 (25980)	EA		2					15	5
X2 0 00428		HOLDER, RING: transfer pump 157-533 (25980)	EA		1					15	7

(1) SMR CODE	(2) FEDERAL STOCK NUMBER	(3) DESCRIPTION	(4) UNIT OF ISSUE	(5) QTY INC IN UNIT PACK	(6) QTY INC IN UNIT	(7) 15-DAY ORGANIZATIONAL MAINTENANCE ALW				(8) ILLUS- TRATION	
						(a)	(b)	(c)	(d)	(a)	(b)
						1-5	6-20	21-50	51-100	FIG NO.	ITEM NO.
X2 0 00429		HOSE, RUBBER: transfer pump 61-148 (25980)	EA		1					15	6
X2 0 00430		NOZZLE, HOSE: transfer 165-385 (25980)	EA		1					15	4
0 00431	5305-011-3231	SCREW, DRIVE: wire retaining	EA		1	*	*	*	*	15	11
X2 0 00432		STUD, HOSE: pump end 165-384 (25980)	EA		1					15	8
0 00433	5310-554-1374	WASHER, FLAT: wire, retaining	EA		2	*	*	*	*	15	10
X2 0 00434	4010-785-5096	WIRE, ROPE,STEEL: nozzle end 165-931 (25980)	EA		1					15	1
X2 0 00435		WIRE, STEEL: pump end 165-932 (25980)	EA		1					15	12
X2 0 00436	6220-761-2783	LIGHT ASSEMBLY, REEL 7412783(00000)	EA		1					14	
X2 0 00437		BLOCK ASSEMBLY, BRUSH: lead contact B405 (95452)	EA		1					14	17
X1 00438	4930-979-5562	CONTACT ASSEMBLY, CABLE REEL: block A407 (95452)	EA		2					14	21
X1 00439		HOLDER, BRUSH A406 (95452)	EA		2					14	19
X1 00440		PLUG,BLOCK A4265 (95452)	EA		2					14	16
X1 00441		PLUG, INSULATOR: block A4336 (95452)	EA		2					14	25
X1 00442		RIVET, SOLID: brush holder mtg A425 (95452)	EA		2					14	20
X1 00443		RIVET, SOLID: brush block mtg A426 (95452)	EA		2					14	24
X1 00444		RIVET, SOLID: brush mtg A424 (95452)	EA		2					14	23

(1) SMR CODE INDEX NO.	(2) FEDERAL STOCK NUMBER	(3) DESCRIPTION  REFERENCE NO. & MFR. CODE	(4) UNIT OF ISSUE	(5) QTY INC IN UNIT PACK	(6) QTY INC IN UNIT	(7) 15-DAY ORGANIZATIONAL MAINTENANCE ALW				(8) ILLUS- TRATION	
						(a)	(b)	(c)	(d)	(a) FIG NO.	(b) ITEM NO.
						1-5	6-20	21-30	51-100		
X2 0 00445		BODY, LIGHT A261 (95452)	EA		1					14	37
X2 0 00446		BRACKET, MOUNTING: trouble light B263 (95452)	EA		1					14	6
X2 0 00447		CASE ASSEMBLY: cable reel B202 (95452)	EA		1					14	31
X2 0 00448		BLOCK COMMUTATOR B430 (95452)	EA		1					14	29
X2 0 00449		RING, INNER: commutator block A410 (95452)	EA		1					14	27
X2 0 00450		RING, OUTER: commutator block A411 (95452)	EA		1					14	28
X2 0 00451		SHAFT, MAIN: light reel A209 (95452)	EA		1					14	18
X2 0 00452		WASHER, THRUST: commutator block A415 (95452)	EA		1					14	26
X2 0 00453		COVER, TERMINAL: reel A404 (95452)	EA		1					14	33
X2 0 00454		DISC, FIBRE: reel cover A442 (95452)	EA		1					14	32
P 0 00455	6240-155-8725	LAMP, INCANDESCENT: trouble light A267 (95452)	EA		1	*	*	*	2	14	38
X2 0 00456	2590-969-6988	LEAD, ELECTRICAL A266 (95452)	EA		1					14	2
X2 0 00457	2590-969-6989	LEAD, ELECTRICAL A265 (95452)	EA		1					14	1
X2 0 00458	2590-969-6990	LEAD, ELECTRICAL: jumper A272 (95452)	EA		1					14	36
X2 0 00459		LID, REEL B203 (95452)	EA		1					14	41

86

(1) SMR CODE <hr/> INDEX NO.	(2) FEDERAL STOCK NUMBER	(3) DESCRIPTION  REFERENCE NO. & MFR. CODE	(4) UNIT OF ISSUE	(5) QTY INC. IN UNIT PACK	(6) QTY INC IN UNIT	(7) 15-DAY ORGANIZATIONAL MAINTENANCE ALW				(8) ILLUS- TRATION	
						(a)	(b)	(c)	(d)	(a) FIG NO.	(b) ITEM NO.
						1-5	6-20	21-50	51-100		
X2 0 00460	2590-897-7596	NUT, PLAIN, HEXAGON: reel mtg A204 (95452)	EA		1					14	3
X2 0 00461		PAWL, STOP: reel B417-1 (95452)	EA		1					14	13
X2 0 00462		PLATE, RATCHET: light reel return spring A421 (95452)	EA		1					14	10
X2 0 00463		PLATE, SWITCH A273 (95452)	EA		1					14	46
X2 0 00464		PULLEY ASSEMBLY: reel 200-201 (95452)	EA		1					14	15
X2 0 00465		PULLEY, UPPER: reel B200 (95452)	EA		1					14	14
X2 0 00466		STUD, PAWL, PIVOT A418 (95452)	EA		1					14	11
X2 0 00467		RATCHET, REEL: return B1029-1 (95452)	EA		1					14	42
X2 0 00468		RING, TRAIN: release A734 (95452)	EA		1					14	44
X2 0 00469		SCREW, MACHINE: lead mtg A437 (95452)	EA		4					14	22
X2 0 00470	SCREW, MACHINE: terminal cover A438 (95452)	EA		2					14	34	
X2 0 00471	SCREW, WOOD: switch plate mtg A274 (95452)	EA		2					14	47	
X2 0 00472	6230-967-3867	SHIELD, FIBRE: commutator block A428 (95452)	EA		1					14	30
X2 0 00473		SPRING ASSEMBLY: light return B205-5 (95452)	EA		1					14	
X2 0 00474		BUSHING, SPRING: light return B1027-5 (95452)	EA		1					14	9

(1) SMR CODE  INDEX NO.	(2) FEDERAL STOCK NUMBER	(3) DESCRIPTION  REFERENCE NO. & MFR. CODE  USABLE ON CODE		(4) UNIT OF ISSUE	(5) QTY INC IN UNIT PACK	(6) QTY INC IN UNIT	(7) 15-DAY ORGANIZATIONAL MAINTENANCE ALW				(8) ILLUS- TRATION	
							(a)	(b)	(c)	(d)	(a) FIG NO.	(b) ITEM NO.
							1-5	6-20	21-90	51-100		
X2 0 00475			RIVET, SPRING RETAINING 427-1 (95452)	EA		1					14	7
X2 0 00476			SPRING, RETURN: light A294 (95452)	EA		1					14	8
X2 0 00477	4930-521-1124		SPRING, HELICAL, EXTENSION: reel pawl A419-1 (95452)	EA		1					14	12
P 0 00478	5930-021-6315		SWITCH, LIGHT A264 (95452)	EA		1	*	*	*	*	14	45
X2 0 00479			TUBE, RUBBER: reel lead assembly A800 (95452)	EA		1					14	43
X2 0 00480			WASHER, LOCK: reel mtg A210 (95452)	EA		1					14	4
X2 0 00481	2590-055-3664		WIRING HARNESS: light reel A271 (95452)	EA		1					14	35
X2 0 00482	4730-288-8572		PLUG, PIPE: high pressure hose, 3/8 in. pipe size 37262 (35510)	EA		1						
0 00483	4730-042-8988		PLUG, PIPE: low pressure hose	EA		1	*	*	*	*		
X2 0 00484	4930-979-5567		TOOL, EASY-OUT: upper drawer 70 (12600)	EA		1						
X2 0 00485			TOOL, EASY-OUT: upper drawer 80 (12600)	EA		1						
X2 0 00486			WIRE ASSEMBLY: terminal strip to trouble light reel 206-578 (25980)	EA		1					14	40
X2 0 00487	5935-283-3385		ADAPTER, CONNECTOR: light reel end 573000 (00000)	EA		1						
X2 0 00488	5975-280-3357		BRUSHLOCK, ELECTRICAL CONDUCTOR: reel light end 7765237 (00000)	EA		1						
X2 0 00489	5340-629-7273		BUSHING, RUBBER: light reel end 7762603 (00000)	EA		1						

(1) SMR CODE INDEX NO.	(2) FEDERAL STOCK NUMBER	(3) DESCRIPTION  REFERENCE NO. & MFR. CODE  USABLE ON CODE	(4) UNIT OF ISSUE	(5) QTY INC IN UNIT PACK	(6) QTY INC IN UNIT	(7) 15-DAY ORGANIZATIONAL MAINTENANCE ALW				(8) ILLUS- TRATION	
						(a)	(b)	(c)	(d)	(a) FIG NO.	(b) ITEM NO.
						1-5	6-20	21-50	51-100		
M 0 00490		CABLE: terminal strip to light reel 7720853 (00000) MANUFACTURE FROM:	EA		1						
P 0 00491	6145-772-0853	WIRE, ELECTRICAL (31 in. required)	FT				SEE	GRP	9501		
X2 0 00492		CONDUIT, ELECTRICAL: terminal strip to light reel 70-215-24 (25980)	EA		1						
X2 0 00493	5935-300-9909	COVER, ELECTRICAL: light reel end 7762623 (00000)	EA		1						
X2 0 00494	5940-057-2929	FERRULE, ELECTRICAL CONDUCTOR: light reel end 7762622 (00000)	EA		1						
X2 0 00495	5940-534-0970	TERMINAL, LUG: terminal strip end RB853 (59730)	EA		1						
00496		2207 - WINTERIZATION EQUIPMENT									
X2 0 00497	5306-018-6491	BOLT, ASSEMBLED WASHER: dispenser bracket mtg 186491 (00000)	EA		2					17	12
X2 0 00498		BRACKET, DISPENSER 162-523 (25980)	EA		1					17	11
X2 0 00499		CHAIN, BRASS: dispenser valve 165-624 (25980)	EA		1					17	14
X2 0 00500	4930-785-8075	DISPENSER, ASSEMBLY, ALCOHOL 10-0002-118 (43990) (Includes components of PARTS KIT, Stock No. 4930-979-5561)	EA		1					17	19
X2 0 00501	4820-694-9717	BALL, VALVE 1004-01 (43990)	EA		1					16	5
X1 00502		BODY DISPENSER NPN (43990)	EA		1					16	7
X2 0		BOWL: filter 360-19 (43990)	EA		1					16	2
X2 0 00504		NUT: packing 1205-01 (43990)	EA		1					16	15

(1) SMR CODE	(2) FEDERAL STOCK NUMBER	(3) DESCRIPTION	(4) UNIT OF ISSUE	(5) QTY INC IN UNIT PACK	(6) QTY INC IN UNIT	(7) 15-DAY ORGANIZATIONAL MAINTENANCE ALW				(8) ILLUS- TRATION	
						(a)	(b)	(c)	(d)	(a) FIG NO.	(b) ITEM NO.
						1-5	6-20	21-50	51-100		
INDEX NO.	REFERENCE NO. & MFR. CODE	USABLE ON CODE									
X2 0 00505		PLUG: top 1200-01 (43990)	EA		1					16	17
X2 0 00506		RING, CLAMP: bowl mtg 1018-02 (43990)	EA		1					16	1
X2 0 00507		SCREW, MACHINE: head mtg 1031-04 (43990)	EA		6					16	8
X2 0 00508		TUBE ASSEMBLY, SIPHON 1819-02 (43990)	EA		1					16	3
X2 0 00509		TUBE, VENTURI 1433-01 (43990)	EA		1					16	10
P 0 00510	4930-979-5561	PARTS KIT, ALCOHOL DISPENSER 206-175 (25980)	EA		1	*	2	2	2		
X1 00511	4820-694-9717	BALL, VALVE 1004-01 (43990)	EA		1					16	5
X1 00512		DISK, VALVE 1006-01 (43990)	EA		1					16	20
X1 00513	4930-684-2598	GASKET 1029-01 (43990)	EA		1					16	6
X1 00514		GASKET 1210-01 (43990)	EA		1					16	9
X1 00515	4930-765-1997	GASKET: plug 510-37 (25980)	EA		1					16	18
X1 00516		GASKET: plug 1956-01 (43990)	EA		1					17	16
X1 00517	5330-686-2338	GASKET: tube 1802-01 (43990)	EA		1					16	4
X1 00518		GASKET: upper 1212-01 (43990)	EA		1					16	12
X1 00519		GLAND, DRIP 1197-01 (43990)	EA		1					16	13



(1) SMR CODE <hr/> INDEX NO.	(2) FEDERAL STOCK NUMBER	(3) DESCRIPTION  REFERENCE NO. & MFR. CODE	(4) UNIT OF ISSUE	(5) QTY INC IN UNIT PACK	(6) QTY INC IN UNIT	(7) 15-DAY ORGANIZATIONAL MAINTENANCE ALW				(8) ILLUS- TRATION		
						(a)	(b)	(c)	(d)	(a)	(b)	
						1-5	6-20	21-50	51-100	FIG NO.	ITEM NO.	
X1 00520	4930-765-1996	GLASS, SIGHT 1196-01 (43990)	EA		1					16	11	
X1 00521		PACKING, PREFORMED: valve 400L16 (25980)	EA		1					16	16	
X1 00522		PLATE, PRESSURE 1005-01 (43990)	EA		1					16	19	
X1 00523		PLUG ASSEMBLY, FILLER 3006-2 (43990)	EA		1					17	13	
X1 00524		SPRING, VALVE 998-01 (43990)	EA		1					16	21	
X1 00525		VALVE ASSEMBLY, CHECK 999-03 (43990)	EA		1					16	22	
X1 00526		VALVE ASSEMBLY, NEEDLE 3001-1 (43990)	EA		1					16	14	
P O 00527		RING, RETAINER: dispenser valve chain 165-625 (25980)	EA		1					17	15	
X2 0 X1528		TUBE ASSEMBLY, EXHAUST: lube tank heating 206-559 (25980)	EA		1					3		
X2 0 00529		4730-623-3348	CLAMP, HOSE: exhaust tube 100484 (25980)	EA		2					3	11
X2 0 00530	TUBE, EXHAUST 206-558 (25980)		EA		1					3	10	
X2 0 00531	TUBING ASSEMBLY 70-040-41-1-2 (25980)		EA		1					3	12	
00532	2210 - DATA PLATES AND INSTRUCTION HOLDERS											
X2 0 00533	LABEL, IDENTIFICATION: battery generator 166-332 (25980)		EA		1							
X2 0	LABEL, IDENTIFICATION: choke 166-259 (25980)	EA		1								
X2 0 00535	LABEL IDENTIFICATION: fuel 166-327 (25980)	EA		1								

(1) SMR CODE INDEX NO.	(2) FEDERAL STOCK NUMBER	(3) DESCRIPTION REFERENCE NO. & MFR. CODE USABLE ON CODE	(4) UNIT OF ISSUE	(5) QTY INC IN UNIT PACK	(6) QTY INC IN UNIT	(7) 15-DAY ORGANIZATIONAL MAINTENANCE ALW				(8) ILLUS- TRATION	
						(a) 1-5	(b) 6-20	(c) 21-50	(d) 51-100	(a) FIG NO.	(b) ITEM NO.
						X2 0 00536		LABEL, IDENTIFICATION: magneto 166-430 (25980)	EA		1
X2 0 00537		LABEL, IDENTIFICATION: oil pressure 166-333 (25980)	EA		1						
X2 0 00538		LABEL, IDENTIFICATION: oil temperature 166-330 (25980)	EA		1						
X2 0 00539		LABEL, IDENTIFICATION: panel 166-331 (25980)	EA		1						
X2 0 00540		LABEL, IDENTIFICATION: start 166-328 (25980)	EA		1						
X2 0 00541		LABEL, IDENTIFICATION: start 166-429 (25980)	EA		1						
X2 0 00542		LABEL, IDENTIFICATION: throttle 166-329 (25980)	EA		1						
X2 0 00543		NAMEPLATE: air 153-794 (25980)	EA		1						
X2 0 00544		NAMEPLATE: air tank drain valve 153-798 (76814)	EA		1						
X2 0 00545		NAMEPLATE: engine oil 153-790 (76814)	EA		2						
X2 0 00546		NAMEPLATE: grease GAA 160-470 (76814)	EA		3						
0 00547	5310-022-1123	NUT, PLAIN, HEXAGON: plate mtg	EA		16	*	*	*	*		
X2 0 00548	4930-874-0563	PLATE, DESIGNATION: pump air motor 158-397 (25980)	EA		3						
X2 0 00549	4930-874-0562	PLATE, IDENTIFICATION: manufacturer's name, model and serial No. 153-208 (25980)	EA		1						
X2 0 00550		PLATE, IDENTIFICATION: pump serial No. 160-637 (76814)	EA		1						
X2 0 00551		PLATE, INFORMATION: portable lubricator 73170 (03990)	EA		1						

(1) SMR CODE INDEX NO.	(2) FEDERAL STOCK NUMBER	(3) DESCRIPTION  REFERENCE NO. & MFR. CODE  USABLE ON CODE	(4) UNIT OF ISSUE	(5) QTY INC IN UNIT PACK	(6) QTY INC IN UNIT	(7) 15-DAY ORGANIZATIONAL MAINTENANCE ALW				(8) ILLUS- TRATION	
						(a)	(b)	(c)	(d)	(a)	(b)
						1-5	6-20	21-50	51-100	FIG NO.	ITEM NO.
X2 0 00552		PLATE, INSTRUCTION: alcohol dispenser operation 161-959 (76814)	EA		1						
X20 00553		PLATE, INSTRUCTION: throttle control valve 161-958 (25980)	EA		1					25	6
X2 0 00554		PLATE, NAME: air tank drain 160-469 (25980)	EA		2						
X2 0 00555		PLATE, NAME: alcohol dispenser 162-059 (76814)	EA		1						
X20 00556		PLATE, NAME: caution fuel filler removal 165-404 (25980)	EA		1						
X2 0 00557		PLATE, NAME: grease pump 162-625 (25980)	EA		3						
x2 0 00558		PLATE, NAME: on-off 165-587 (25980)	EA		2						
X2 0 00559		PLATS, NAME: pump serial 160-637 (25980)	EA		1						
X2 0 00560		PLATE, NAME: UL approval 165-724, (25980)	EA		1						
X2 0 00561		PLATE, NAME: wiring diagram 166-320 (25980)	EA		1						
X2 0 00562		SCREW, MACHINE: identification plate mtg 100-178 (25980)	EA		14						
0 00563	5305-206-3716	SCREW, MACHINE: identification plate mtg	EA		4	*	*	*	*		
0 00564	5305-272-5306	SCREW, MACHINE: plate mtg	EA		18	*	*	*	*		
X2 0 00565		SCREW MACHINE: plate mtg 101-806 (25980)	EA		16					25	7
X2 0 00566		SCREW, TAPPING, THREAD FORMING: plate mtg 100-203 (25980)	EA		2						
X2 0 00567		SCREW, TAPPING, THREAD FORMING: plate mtg 100-884 (25980)	EA		18						

(1) SMR CODE INDEX NO.	(2) FEDERAL STOCK NUMBER	(3) DESCRIPTION  REFERENCE NO. & MFR CODE      USABLE ON CODE		(4) UNIT OF ISSUE	(5) QTY INC IN UNIT PACK	(6) QTY INC IN UNIT	(7) 15-DAY ORGANIZATIONAL MAINTENANCE ALW				(8) ILLUS- TRATION	
							(a)	(b)	(c)	(d)	(a)	(b)
							1-5	6-20	21-50	51-100	FIG NO.	ITEM NO
X2 0 00568		TAG, WARNING 0711151 (36593)		EA		1						
X2 0 00569		TAG, WARNING 0711152 (36593)		EA		1						
0 00570	5310-013-8468	WASHER, LOCK: instruction plate mtg		EA		4	*	*	*	*		
0 00571	5310-013-8468	WASHER, LOCK: plate mtg		EA		16	*	*	*	*		
00572		GROUP 47 – GAGES (NON-ELECTRICAL), WEIGHING AND MEASURING DEVICES										
00573		4702 – GAGES, MOUNTINGS, LINES, AND FITTINGS										
0 00574	4730-289-1242	ADAPTER, STRAIGHT, PIPE TUBE: oil pressure to safety switch		EA		1	*	*	*	*	8	2
0 00575	4730-289-1242	ADAPTER STRAIGHT, PIPE TO TUBE: oil pressure receiver		EA		1	*	*	*	*	1	9
X2 0 00576		ELBOW: oil pressure tube 160-701 (25980)		EA		1					1	10
P 0 00577	6685-276-9237	GAGE, PRESSURE, DIAL INDICATING: air 100-960- (25980)		EA		3	*	*	*	*	17	22
P 0 00578	6685-264-3961	GAGE, PRESSURE, DIAL INDICATING: air receiver M519C (11568)		EA		1	*	*	*	*	18	26
X2 0 00579		MANIFOLD, oil pressure 166-292 (25980)		EA		1					8	29
X2 0 00580		TEE, TUBE: oil pressure 101-760 (25980)		EA		1					8	30
X2 0 00581		TUBE: oil to safety switch 166-293 (25980)		EA		1					8	1
X2 0 00582		TUBE, OIL PRESSURE 166-312 (25980)		EA		1					1	8
00583		4705 – FLOW METERS AND REGULATORS										
P 0 00584	4930-986-6955	HOSE ASSEMBLY, RUBBER 206-012 (25980)		EA		3	*	*	*	*	17	1

(1) SMR CODE INDEX NO.	(2) FEDERAL STOCK NUMBER	(3) DESCRIPTION  REFERENCE NO. & MFR CODE      USABLE ON CODE		(4) UNIT OF ISSUE	(5) QTY INC IN UNIT PACK	(6) QTY INC IN UNIT	(7) 15-DAY ORGANIZATIONAL MAINTENANCE ALW				(8) ILLUS- TRATION	
							(a)	(b)	(c)	(d)	(a)	(b)
							1-5	6-20	21-50	51-100	FIG NO.	ITEM NO
X2 0 00585	4730-979-5510	COUPLING ASSEMBLY, HOSE 206-085 (25980)		EA		1						
X2 02 00586	4730-979-5509	COUPLING ASSEMBLY, HOSE 206-086 (25980)		EA		1						
X1 00587		HOSE 61-147-11-1-2 (25980)		EA		1						
X2 0 00588	4930-212-5776	NIPPLE, SHORT: pump end 156-849 (25980)		EA		3				17	2	
0 00589	4730-278-3441	PLUG, PIPE: regulator		EA		3	*	*	*	*		
X2 0 00590	4820-691-8175	VALVE, REGULATING: air 203-750 (25980)		EA		3				17	3	
00591		GROUP 50 – PNEUMATIC EQUIPMENT (AIR COMPRESSORS, PNEUMATIC MOTORS, ETC.)										
00592		5000 – AIR COMPRESSOR ASSEMBLY										
X2 0 00593		COMPRESSOR ASSEMBLY (CHAMPION PNEUMATIC MODEL REN14HU) REN14HU (11568)		EA		1				18	16	
P 0 00594	4310-875-4110	GASKET SET: compressor overhaul Z252 (11568)		EA		1	*	2	2	2		
X1 00595	4310-633-5093	GASKET: cylinder mtg NR29 (11568)		EA		1						
X1 00596	4310-585-4283	GASKET: governor cover SE14-89A (11568)		EA		1		SEE	GRP	5009		
X1 00597	4310-633-6114	GASKET SET: governor housing SE14-30A (11568)		EA		1		SEE	GRP	5009		
X1 00598	4310-585-7546	GASKET: hand hole cover NR31 (11568)		EA		2						
0 00599	5310-732-0558	NUT, PLAIN, HEXAGON: compressor mtg		EA		4	*	*	*	*	*	*
0 00600	5305-017-9841	SCREW, CAP, HEXAGON HEAD: compressor mtg		EA		4	*	*	*	*	*	*
0 00601	5310-011-4606	WASHER, LOCK: compressor mtg		EA		4	*	*	*	*	*	*

(1) SMR CODE INDEX NO.	(2) FEDERAL STOCK NUMBER	(3) DESCRIPTION  REFERENCE NO. & MFR CODE      USABLE ON CODE		(4) UNIT OF ISSUE	(5) QTY INC IN UNIT PACK	(6) QTY INC IN UNIT	(7) 15-DAY ORGANIZATIONAL MAINTENANCE ALW				(8) ILLUS- TRATION	
							(a)	(b)	(c)	(d)	(a)	(b)
							1-5	6-20	21-50	51-100	FIG NO.	ITEM NO
00602		5001 – CRANKCASE, BLOCK, CYLINDER HEAD										
0 00603 0	4730-187-4200	PLUG, PIPE: crankcase		EA	1	*	*	*	*	20	21	
00604 X2 0 00605	4730-263-3124	PLUG, PIPE: crankcase		EA	1	*	*	*	*	20	22	
00606	5307-850-0308	STUD, PLAIN: manifold mtg SE5-72 (11568)		EA	8					19	17	
		5005 – VALVES, CAMSHAFT AND TIMING MECHANISM										
P 0 00607	4310-875-4107	GASKET SET: inlet and exhaust valve Z102G (11568)		EA	1	*	2	2	3			
X1 00608	5330-584-9011	GASKET: first stage exhaust valve RE10-63 (11568)		EA	1							
X1 00609	5330-584-9000	GASKET: first stage exhaust valve SE30-18 (11568)		EA	1							
X1 00610	5330-584-8999	GASKET: first stage inlet valve RE14-75 (11568)		EA	1							
X1 00611	5330-599-5888	GASKET: second stage inlet and exhaust valve SE5-28 (11568)		EA	2							
X1 00612	5330-239-1792	GASKET: second stage inlet and exhaust valve RE10-66 (11568)		EA	2							
P 0 00613	4310-631-3398	VALVE ASSEMBLY, DISCHARGE: first stage Z117 (11568)		EA	1	*	2	2	3			
X1 00614	5330-584-9000	GASKET: exhaust valve SE30-18 (11568) (Component of GASKET SET, Stock No. 4310-875-4107)		EA	1					19	18	
X1 00615	5330-584-9011	GASKET: exhaust valve RE10-63 (11568) (Component of GASKET SET, Stock No. 4310-875-4107)		EA	1					19	22	
X1 00616	4310-625-6759	HOUSING, LOW-PRESSURE EXHAUST VALVE RE10-51A (11568)		EA	1					19	23	
X2 0 00617	5305-019-1245	SCREW, ASSEMBLED WASHER: exhaust valve RE7-81 (11568)		EA	1					19	24	

(1) SMR CODE INDEX NO.	(2) FEDERAL STOCK NUMBER	(3) DESCRIPTION  REFERENCE NO. & MFR CODE      USABLE ON CODE	(4) UNIT OF ISSUE	(5) QTY INC IN UNIT PACK	(6) QTY INC IN UNIT	(7) 15-DAY ORGANIZATIONAL MAINTENANCE ALW				(8) ILLUS- TRATION	
						(a)	(b)	(c)	(d)	(a)	(b)
						1-5	6-20	21-50	51-100	FIG NO.	ITEM NO
X1 00618	4310-625-6757	SEAT, LOW-PRESSURE EXHUST VALVE RE10-65 (11568)	EA		1					19	19
X1 00619	4310-619-0215	SPRING, HELICAL, COMPRESSION: exhaust valve RE10-59 (11568)	EA		1					19	20
X1 00620	5310-625-6758	WASHER, FLAT: exhaust valve RE10-61 (11568)	EA		1					19	21
P 0 00621	4310-631-3396	VALVE ASSEMBLY, DISCHARGE: second stage Z115 (11568)	EA		1	*	2	2	3	19	
X1 00622	5330-239-1792	GASKET: exhaust valve RE10-66 (11568) (Component of GASKET SET, Stock No. 4310-875-4107)	EA		1					19	18
X1 00623	5330-599-5888	GASKET: exhaust valve SE5-28 (11568) (Component of GASKET SET, Stock No. 4310-875-4107)	EA		1					19	22
X1 00624	4310-625-6753	HOUSING, HIGH-PRESSURE EXHAUSE VALVE RE7-53A (11568)	EA		1					19	23
X2 0 00625	5305-019-1245	SCREW, ASSEMBLED WASHER: exhaust valve 191245 (00000)	EA		1					19	24
X1 00626	4310-625-6752	SEAT, HIGH-PRESSURE EXHAUST VALVE RE7-57A (11568)	EA		1					19	19
X1 00627	4310-616-4372	SPRING, HELICAL, COMPRESSION: exhaust valve RE7-60 (11568)	EA		1					19	20
X1 00628	5310-625-6755	WASHER, FLAT: exhaust valve RE10-62 (11568)	EA		1					19	21
P 0 00629	4310-631-3399	VALVE ASSEMBLY, INLET: first stage Z118 (11568)	EA		1	*	2	2	3	19	16
X1 00630	5330-584-8999	GASKET: first stage inlet RE14-75 (11568) (Component of GASKET SET, Stock No.4310-875-4107)	EA		1					21	11
X1 00631	4310-625-6762	HOUSING, LOW-PRESSURE INTAKE VALVE RE14-72 (11568)	EA		1					21	10

(1) SMR CODE INDEX NO.	(2) FEDERAL STOCK NUMBER	(3) DESCRIPTION  REFERENCE NO. & MFR CODE      USABLE ON CODE		(4) UNIT OF ISSUE	(5) QTY INC IN UNIT PACK	(6) QTY INC IN UNIT	(7) 15-DAY ORGANIZATIONAL MAINTENANCE ALW				(8) ILLUS- TRATION	
							(a)	(b)	(c)	(d)	(a)	(b)
							1-5	6-20	21-50	51-100	FIG NO.	ITEM NO
0 00632	5305-952-0760	SCREW, MACHINE: first stage inlet valve		EA		1	*	*	*	*	21	1
X1 00633	4310-625-6760	SEAT, LOW-PRESSURE INTAKE VALVE RE14-71 (11568)		EA		1					21	14
X1 00634	4310-616-4374	SPRING, HELICAL COMPRESSION: inlet valve RE14-58 (11568)		EA		1					21	13
X1 00635	5310-625-6761	WASHER, FLAT: inlet valve RE14-70 (11568)		EA		1					21	12
0 00636	5310-011-4604	WASHER, LOCK: first stage inlet valve		EA		1	*	*	*	*	21	15
P 0 00637	4310-631-3397	VALVE ASSEMBLY, INLET: second stage Z113 (11568)		EA		1	*	2	2	3	19	14
X1 00638		GAGE, VALVE: inlet RE7-52A (11568)		EA		1					22	7
X1 00639	5330-599-5888	GASKET: inlet valve SE5-28 (11568) (Component of GASKET SET, Stock No. 4310-875-4107)		EA		1					22	8
X1 00640	5330-239-7192	GASKET: inlet valve RE10-66 (11568) (Component of GASKET SET, Stock No. 4310-875-4107)		EA		1					22	6
X2 0 00641	5305-019-1245	SCREW, ASSEMBLED WASHER: second stage inlet valve 0191245 (00000)		EA		1					22	2
X1 00642	4310-625-6754	SEAT, HIGH-PRESSURE INTAKE VALVE RE7-56A (115680)		EA		1					22	3
X1 00643	4310-616-4372	SPRING, HELICAL COMPRESSION: inlet valve RE7-60 (11568)		EA		1					22	4
0 00644	5310-625-6755	WASHER, FLAT: inlet valve		EA		1	*	*	*	*	22	5
00645		5006 – LUBRICATION SYSTEM										
X2 0 00646	4730-202-7689	CAP, PIPE: oil drain 8141803 (00000)		EA		1					20	16
X2 00647		CLAMP, HOSE: compression oil drain WWN351TYPE1 (81348)		EA		2					18	37



(1) SMR CODE INDEX NO.	(2) FEDERAL STOCK NUMBER	(3) DESCRIPTION  REFERENCE NO. & MFR CODE      USABLE ON CODE		(4) UNIT OF ISSUE	(5) QTY INC IN UNIT PACK	(6) QTY INC IN UNIT	(7) 15-DAY ORGANIZATIONAL MAINTENANCE ALW				(8) ILLUS- TRATION	
							(a)	(b)	(c)	(d)	(a)	(b)
							1-5	6-20	21-50	51-100	FIG NO.	ITEM NO
X2 0 00648		HOSE, RUBBER: compression oil drain 166-320 (25980)		EA		1					18	36
X2 0 00649	4730-188-1874	NIPPLE, PIPE: oil drain WWW351TYPE1 (81348)		EA		1					20	17
X2 0 00650		PIPE, DRAIN: compression oil 165-565 (25980)		EA		1					18	35
0 00651	4730-263-3124	PLUG, PIPE: crankcase oil filler		EA		1	*	*	*	*	20	15
00652		5007 – COMPRESSOR DRIVE										
P 0 00653	3030-278-1670	BELTS, V, MATCHED SET: compression drive 101-265 (25980)		EA		1	*	*	2	2	18	17
X2 0 00654		GUARD ASSEMBLY BELT: compression drive 206-545 (25980)		EA		1					30	27
0 00655	5310-176-8137	NUT, PLAIN, HEXAGON: belt guard mtg		EA		2	*	*	*	*	30	28
X2 0 00656		SCREW, ASSEMBLED WASHER: belt guard mtg 102-082 (25980)		EA		2					30	31
0 00657	5310-641-9236	WASHER, FLAT: belt guard mtg No. 10 screw size		EA		2	*	*	*	*	30	29
0 00658	5310-017-5378	WASHER, LOCK: belt guard mtg		EA		2	*	*	*	*	30	30
00659		5008 – AIR INTAKES										
X2 0 00660		AIR CLEANER: compressor intake Z65A (11568)		EA		1					19	6
X2 0 00661		BOLT, STOVE: air cleaner, No. 10-24 thd size, 4 in. lg. M636 (11568)		EA		1					23	1
X2 0 00662		CLAMP, AIR CLEANER M80 (11568)		EA		1					23	9
X2 0 00663		COVER, AIR CLEANER: bottom M31A (11568)		EA		1					23	7
X2 0 00664	4310-993-4188	COVER, FILTER, LOWER M30 (11568)		EA		1					23	2

(1) SMR CODE INDEX NO.	(2) FEDERAL STOCK NUMBER	(3) DESCRIPTION  REFERENCE NO. & MFR CODE      USABLE ON CODE	(4) UNIT OF ISSUE	(5) QTY INC IN UNIT PACK	(6) QTY INC IN UNIT	(7) 15-DAY ORGANIZATIONAL MAINTENANCE ALW				(8) ILLUS- TRATION	
						(a)	(b)	(c)	(d)	(a)	(b)
						1-5	6-20	21-50	51-100	FIG NO.	ITEM NO
X2 0 00665		FERRULE, AIR CLEANER: mounting M32A (11568)	EA		1					23	8
P 0 00666	4310-980-0140	FILTER ELEMENT M632 (11568)	EA		1	*	2	2	4	23	6
0 00667	5310-616-6376	NUT, PLAIN, HEXAGON: air cleaner, No. 10-24 thd size	EA		1	*	*	*	*	23	10
X2 0 00668		PLATE, AIR CLEANER: top M54B (11568)	EA		1					23	4
X2 0 00669		SCREEN, AIR CLEANER M633 (11568)	EA		1					23	5
X2 0 00670		SEPARATOR, AIR CLEANER M62 (11568)	EA		2					23	3
X2 0 00671		MANIFOLD ASSEMBLY: high-pressure inlet ZNE15 (11568)	EA		1					19	13
X2 0 00672		BODY, CYLINDERS: inlet fitting N115-6 (11568)	EA		1					22	1
P 0 00673	4310-065-0339	GASKET: manifold mtg NRS34 (11568)	EA		1	*	2	2	2	22	9
X2 0 00674		GUIDE, SPRING: valve N115-13 (11568)	EA		1					22	12
X1 00675		MANIFOLD: high-pressure inlet NE15-2A (11568)	EA		1					22	16
X2 0 00676		NUT, PLAIN, HEXAGON: piston rod, 1/4-28 thd size 1-4-28 (11568)	EA		2					22	11
P 0 00677	4310-065-0338	PACKING, PREFORMED: inlet piston OR111 (11568)	EA		1		SEE	GRP	9901	22	15
X2 0 00678		PISTON, VALVE: high pressure N115-4 (11568)	EA		1					22	14
X2 0 00679		ROD, PISTON: valve N115-3 (11568)	EA		1					22	13

(1) SMR CODE INDEX NO.	(2) FEDERAL STOCK NUMBER	(3) DESCRIPTION  REFERENCE NO. & MFR CODE      USABLE ON CODE		(4) UNIT OF ISSUE	(5) QTY INC IN UNIT PACK	(6) QTY INC IN UNIT	(7) 15-DAY ORGANIZATIONAL MAINTENANCE ALW				(8) ILLUS- TRATION	
							(a)	(b)	(c)	(d)	(a)	(b)
							1-5	6-20	21-50	51-100	FIG NO.	ITEM NO
X2 0 00680		SPRING, HELICAL, COMPRESSION: valve TD8 (11568)		EA		1					22	10
X2 0 00681		MANIFOLD ASSEMBLY: low-pressure inlet ZN121 (11568)		EA		1					19	5
X2 0 00682		BODY, CYLINDER: inlet valve N115-6 (11568)		EA		1					21	2
X2 0 00683		GUIDE, SPING: inlet valve N121-3 (11568)		EA		1					21	8
X1 00684		MANIFOLD: low-pressure inlet N121-2 (11568)		EA		1					21	3
0 00685	5310-619-3556	NUT, PLAIN, HEXAGON: piston rod ¼-28 thd size		EA		2	*	*	*	*	21	7
P 0 00686	4310-065-0338	PACKING, PREFORMED: inlet piston OR111 (11568)		EA		1		SEE	GRP	9901	21	4
X2 0 00687		PISTON: inlet piston N115-4 (11568)		EA		1					21	5
X2 0 00688		ROD, PISTON: inlet valve N115-3 (11568)		EA		1					21	6
X2 0 00689		SPRING, HELICAL, COMPRESSION: inlet valve TD8 (11568)		EA		1					21	9
X2 0 00690		NUT, PLAIN, HEXAGON: manifold mtg M462 (11568)		EA		8					19	4
X2 0 00691		SETSCREW: air cleaner retaining, ¼-20 thd size, 13/64 in. lg. 1/4SS (84513)		EA		1					19	15
00692		5009 – UNLOADER SYSTEM COMPONENTS										
0 00693	4730-273-8561	ADAPTER, STRAIGHT, PIPE TO TUBE: air tube		EA		1	*	*	*	*	24	2
0 00694	4730-273-8651	ADAPTER, STRAIGHT, PIPE TO TUBE: receiver to valve tube		EA		1	*	*	*	*	20	12
0 00695	4730-287-1766	ELBOW, PIPE TO TUBE: high-pressure tube		EA		3	*	*	*	*	24	9
X2 0 00696	4310-887-5612	ELL, STREET: low-pressure unloader tube M513 (11568)		EA		1					24	4

(1) SMR CODE INDEX NO.	(2) FEDERAL STOCK NUMBER	(3) DESCRIPTION  REFERENCE NO. & MFR CODE      USABLE ON CODE		(4) UNIT OF ISSUE	(5) QTY INC IN UNIT PACK	(6) QTY INC IN UNIT	(7) 15-DAY ORGANIZATIONAL MAINTENANCE ALW				(8) ILLUS- TRATION	
							(a)	(b)	(c)	(d)	(a)	(b)
							1-5	6-20	21-50	51-100	FIG NO.	ITEM NO
X1 00697	4310-585-4283	GASKET: governor cover SSE14-89 (11568) (Component of GASKET SET, Stock No. 4310-875-4110, see Group 5000)		EA		1					24	6
X1 00698	4310-633-6114	GASKET: governor housing mtg SE14-30A (11568) (Component of GASKET SET, Stock No. 4310-875-4110, see Group 5000)		EA		1					24	1
	4310-875-4109	PARTS KIT, RELEASE VALVE Z124-14 (11568)		EA		1	*	*	*	*		
X1 00700	3110-198-1050	BALL, BEARING: plunger 999-75016-0003 (96906)		EA		1					24	12
X1 00701	4310-625-6748	BEARING, SLEEVE: plunger SE5-97 (11568)		EA		1					24	15
X1 00702	4310-625-6749	BODY, RELEASE VALVE SE30-101 (11568)		EA		1					24	13
X1 00703		<b>CAP, END: release valve SE5-85 (11568)</b>		EA		1					24	10
X1 00704	5330-298-5330	GASKET: end cap H122 (11568)		EA		1					24	14
X1 00705	4310-625-6747	PLUNGER, RELEASE VALVE SE5-86B (11568)		EA		1					24	16
X1 00706	4310-616-4373	SPRING, HELICAL, COMPRESSION: plunger ball SE5-91 (11568)		EA		1					24	11
X2 0 00707		TUBE, AIR: governor to low-pressure inlet manifold UB375 (11568)		EA		1					24	5
0 00708	4730-287-1537	NUT, TUBE COUPLING: air tube		EA		2	*	*	*	*	24	3
X2 0 00709		TUBE, RELIEF VALVE: receiver to valve M660 (11568)		EA		1					20	14
X2 0 00710	4730-142-1593	INVERTED NUT, TUBE COUPLING: receiver to valve tube 114963 (24617)		EA		2					20	13
X2 0 007111	4310-961-5554	TUBING, RELEASE VALVE UNLOADER: to high-pressure exhaust manifold SB250A (11568)		EA		1					24	7

(1) SMR CODE INDEX NO.	(2) FEDERAL STOCK NUMBER	(3) DESCRIPTION  REFERENCE NO. & MFR CODE      USABLE ON CODE	(4) UNIT OF ISSUE	(5) QTY INC IN UNIT PACK	(6) QTY INC IN UNIT	(7) 15-DAY ORGANIZATIONAL MAINTENANCE ALW				(8) ILLUS- TRATION	
						(a)	(b)	(c)	(d)	(a)	(b)
						1-5	6-20	21-50	51-100	FIG NO.	ITEM NO
X2 0 00712	4730-142-1593	INVERTED NUT, TUBE COUPLING: high-pressure tube 114963 (24617)	EA		2					24	8
P 0 00713	2990-064-8833	VALVE ASSEMBLY: relief Z246B (11568)	EA		1	*	*	*	*	20	
X1 00714		BALL, VALVE 11-3-9 (11568)	EA		1					20	9
X1 00715		BODY, VALVE 11-3-6 (11568)	EA		1					20	10
X1 00716		COLLAR, VALVE 11-3-7 (11568)	EA		1					20	4
X1 00717		LOCKNUT: relief valve 11-3-1 (11568)	EA		1					20	3
X1 00718		SCREW, ADJUSTING: relief valve 11-3-2 (11568)	EA		1					20	5
X1 00719		SLEEVE, VALVE SEM 11-3-5 (11568)	EA		1					20	8
X1 00720		SPRING, HELICAL, COMPRESSION: valve 11-3-8 (11568)	EA		1					20	6
X1 00721		STEM, VALVE 11-3-4 (11568)	EA		1					20	7
X1 00722		STUD: valve mtg 11-3-10 (11568)	EA		1					20	11
00723		5010 – COMPRESSOR COOLING AND HEATING									
0 00724	4730-350-9788	ADAPTER, STRAIGHT, PIPE TO TUBE: ¾ in. pipe, 1 1/6 tube size	EA		1	*	*	*	*	18	2
0 00725	4730-257-5028	ELBOW, PIPE: valve inlet, ¾ in. pipe size	EA		1	*	*	*	*	18	1
0 00726	4730-246-9217	ELBOW, STREET: to air receiver, ¼ in. pipe size	EA		1	*	*	*	*	18	11
X2 0 00727	4730-850-7971	INVERTED NUT, TUBE COUPLING: intercooler tube	EA		1					19	10
X2 0 00728		MANIFOLD: high-pressure discharge NR2B (11568)	EA		1					19	7

(1) SMR CODE INDEX NO.	(2) FEDERAL STOCK NUMBER	(3) DESCRIPTION  REFERENCE NO. & MFR CODE      USABLE ON CODE		(4) UNIT OF ISSUE	(5) QTY INC IN UNIT PACK	(6) QTY INC IN UNIT	(7) 15-DAY ORGANIZATIONAL MAINTENANCE ALW				(8) ILLUS- TRATION	
							(a)	(b)	(c)	(d)	(a)	(b)
							1-5	6-20	21-50	51-100	FIG NO.	ITEM NO
X2 0 00729		MANIFOLD: intercooler RE10-2E (11568)		EA		1					19	8
0 00730	4730-198-4720	NIPPLE: air to check valve		EA		1	*	*	*	*	18	10
X2 0 00731	4730-851-6259	SLEEVE, COMPRESSION, TUBE-HOSE FITTING: intercooler tube SE5-42 (11568)		EA		2					19	9
X2 0 00732	4310-873-1765	TUBE, AFTERCOOLER NR3H (11568)		EA		1					19	11
X2 0 00733		TUBE, INTERCOOLER NE12 (11568)		EA		1					19	12
X2 0 00734	4310-532-7791	VALVE, CHECK: to air receiver Z220A (11568)		EA		1					18	
X1 00735		BODY, VALVE M449B (11568)		EA		1					18	3
X2 0 00736		CAP, VALVE: top M450A (11568)		EA		1					18	9
X2 0 00737		DISK, SPRING H41P (11568)		EA		1					18	5
0 00738	5310-011-3739	NUT, PLAIN, HEXAGON: plunger screw		EA		1	*	*	*	*	18	7
X2 0 00739		PLUNGER, VALVE M454 (11568)		EA		1					18	6
0 00740	5305-290-3051	SCREW, MACHINE: valve plunger		EA		1	*	*	*	*	18	4
X2 0 00741	4310-875-4108	SPRING, PLUNGER M453A (11568)		EA		1					18	8
00742		5012 - THROTTLING DEVICES										
X2 0 00743		ARM, THROTTLE, CONTROL 166-310 (25980)		EA		1					1	24
X2 0 00744		CONTROL THROTTLE: air 206-555 (25980)		EA		1					25	
X2 0 00745	4820-391-3782	COCK, SHUT-OFF, SCREW STEM: throttle control valve A555 (79470)		EA		1					25	8

(1) SMR CODE INDEX NO.	(2) FEDERAL STOCK NUMBER	(3) DESCRIPTION  REFERENCE NO. & MFR CODE      USABLE ON CODE		(4) UNIT OF ISSUE	(5) QTY INC IN UNIT PACK	(6) QTY INC IN UNIT	(7) 15-DAY ORGANIZATIONAL MAINTENANCE ALW				(8) ILLUS- TRATION	
							(a)	(b)	(c)	(d)	(a)	(b)
							1-5	6-20	21-50	51-100	FIG NO.	ITEM NO
X2 0 00746		CYLINDER, VALVE: throttle control 166-307 (25980)		EA		1					25	10
X2 0 00747		ELBOW, PIPE TO TUBE: throttle control air inlet 100-839 (25980)		EA		1					25	9
X2 0 00748		GUIDE, ROD: throttle valve 159-543 (25980)		EA		1					25	1
0 00749	5310-022-1123	NUT, PLAIN, HEXAGON: instruction plate mtg		EA		2		SEE	GRP	2210		
X2 0 00750		PLATE, INSTRUCTION: throttle control valve 161-958 (25980)		EA		1		SEE	GRP	2210		
X2 0 00751		PLATE: throttle control mtg 166-309 (25980)		EA		1					25	6
X2 0 00752		ROD, THROTTLE CONTROL 166-308 (25980)		EA		1					25	3
X2 0 00753	5305-441-4644	SCREW, ASSEMBLED WASHER: valve cylinder mtg 101-810 (25980)		EA		2					25	7
X2 0 00754		SCREW, MACHINE: instruction plate mtg 101-806 (25980)		EA		2		SEE	GRP	2210		
0 00755	5305-614-0274	SCREW, MACHINE: throttle control valve rod		EA		1	*	*	*	*	25	11
X2 0 00756	5340-691-8154	SPRING, HELICAL, COMPRESSION: valve operating 158-656 (25980)		EA		1					25	2
X2 0 00757		WASHER, FLAT: valve spring retaining and cylinder mtg 162-761 (25980)		EA		3					25	4
0 00758	5310-013-8468	WASHER, LOCK: instruction plate mtg		EA		2		SEE	GRP	2210		
0 00759	5310-001-5545	WASHER, LOCK: throttle control valve rod		EA		1	*	*	*	*	25	5
0 00760	4730-287-1766	ELBOW, PIPE TO TUBE: high to low pressure valve tube		EA		1	*	*	*	*	19	3
0 00761	5305-042-0428	SCREW, MACHINE: throttle control mtg, No. 4-40 thd size, ¼ in. lg		EA		2	*	*	*	*	1	7
0 00762	5305-723-9398	SETSCREW: throttle control arm		EA		1	*	*	*	*	1	23

(1) SMR CODE INDEX NO.	(2) FEDERAL STOCK NUMBER	(3) DESCRIPTION  REFERENCE NO. & MFR CODE      USABLE ON CODE	(4) UNIT OF ISSUE	(5) QTY INC IN UNIT PACK	(6) QTY INC IN UNIT	(7) 15-DAY ORGANIZATIONAL MAINTENANCE ALW				(8) ILLUS- TRATION	
						(a)	(b)	(c)	(d)	(a)	(b)
						1-5	6-20	21-50	51-100	FIG NO.	ITEM NO
X2 0 00763	4730-142-1593	TEE, PIPE TO TUBE: compressor to throttle control valve M535 (11568)	EA		2					20	1
X2 0 00764		TUBE, AIR: high-pressure inlet manifold to relief valve M660 (11568)	EA		1					20	2
X2 0 00765		TUBE, AIR: low-pressure inlet manifold to high-pressure inlet M661 (11568)	EA		1					19	1
X2 0 00766		INVERTED NUT, TUBE: high to low-pressure inlet valve tube 114963 (24617)	EA		1					19	2
X2 0 00766A  00767		TUBE, AIR: relief valve to throttle control 1166-313 (25980)  5014 – AIR RECEIVER	EA		1						
P 0 00768  00769	4820-019-3019	VALVE, SAFETY: air receiver FIG112-200 (75336)  5015 – AIR DISCHARGE SYSTEM	EA		1	*	*	*	*	18	25
X2 0 00770	4820-275-2226	BOLT, U: air pipe mtg 162-045 (25980)	EA		3					17	21
X2 0 00771		COCK, DRAIN: receiver drain 101-759 (25980)	EA		1	*	*	*	*	18	34
X2 0 00772		COUPLING, HOSE: receiver drain 164-160 (25980)	EA		1					18	20
X2 0 00773		COUPLING, HOSE: receiver drain 156-971 (25980)	EA		2	*	*	*	*	18	21
X2 0 00774		ELBOW: AIR OUTLET 100-840 (25980)	EA		1					18	30
0 00775	4730-249-3898	ELBOW, PIPE: to engine oil lube pump	EA		1					17	5
X2 0 00776	4730-246-9215	ELBOW, PIPE TO TUBE: dispenser 155-494 (25980)	EA		1					17	20
0 00777		ELBOW, PIPE: receiver drain	EA		2					18	18
X2 0 00778		ELBOW, STREET: to globe valve 1-4SE (11598)	EA		1					18	11



(1) SMR CODE INDEX NO.	(2) FEDERAL STOCK NUMBER	(3) DESCRIPTION  REFERENCE NO. & MFR CODE      USABLE ON CODE	(4) UNIT OF ISSUE	(5) QTY INC IN UNIT PACK	(6) QTY INC IN UNIT	(7) 15-DAY ORGANIZATIONAL MAINTENANCE ALW				(8) ILLUS- TRATION	
						(a)	(b)	(c)	(d)	(a)	(b)
						1-5	6-20	21-50	51-100	FIG NO.	ITEM NO
X2 0 00779	4930-979-5566	HOSE ASSEMBLY, AIR: receiver drain and hose reel 206-008 (25980)	EA		2					18	19
0 00780	4730-566-1534	ADAPTER, STRAIGHT, PIPE TO HOSE: air hose	EA		1	*	*	*	*		
0 00781	4730-303-5130	ADAPTER, STRAIGHT, PIPE TO HOSE: air hose	EA		1	*	*	*	*		
X2 0 00782		HOSE, RUBBER: hose reel inlet and air receiver drain 61-110-45 (25980)	EA		1						
X2 0 00783	4930-979-5559	HOSE ASSEMBLY, AIR: tank to dispenser 206-013 (25980)	EA		1					17	18
X2 0 00784	4730-979-5510	COUPLING ASSEMBLY, HOSE 206-085 (25980)	EA		1						
X2 0 00785	4730-979-5509	COUPLING ASSEMBLY, HOSE 206-086 (25980)	EA		1						
X2 0 00786		HOSE, RUBBER 61-147-31 (25980)	EA		1						
X2 0 00787		MANIFOLD, AIR: outlet 165-574 (25980)	EA		1					18	33
X2 0 00788		NIPPLE, CLOSE: air receiver drain hose 100-121 (25980)	EA		1					18	22
X2 0 00789		NIPPLE, PIPE: air to regulator 101-398 (25980)	EA		2					17	8
X2 0 00790	4730-265-6905	NIPPLE, PIPE: receiver outlet P67 (74965)	EA		1					18	27
X2 0 00791	4730-188-1876	NIPPLE, PIPE: to regulator 121208 (00000)	EA		3					17	4
X2 0 00792	4930-212-5776	NIPPLE, SHORT: to air tank 156-849 (25980)	EA		1					17	2
X2 0 00793	4930-212-5776	NIPPLE TUBE: air outlet to alcohol dispenser 156-849 (25980)	EA		1					18	32
X2 0 00794		NIPPLE, TUBE: outlet to hose 156-971 (25980)	EA		1					18	29

(1) SMR CODE INDEX NO.	(2) FEDERAL STOCK NUMBER	(3) DESCRIPTION  REFERENCE NO. & MFR CODE      USABLE ON CODE		(4) UNIT OF ISSUE	(5) QTY INC IN UNIT PACK	(6) QTY INC IN UNIT	(7) 15-DAY ORGANIZATIONAL MAINTENANCE ALW				(8) ILLUS- TRATION	
							(a)	(b)	(c)	(d)	(a)	(b)
							1-5	6-20	21-50	51-100	FIG NO.	ITEM NO
0 00795 P 0 00796	5310-194-8191	NUT, PLAIN, HEXAGON: U bolt		EA		6	*	*	*	*	17	7
X2 0 00797	4930-979-5572	SWIVEL, UNION: dispenser inlet 161-889 (25980)		EA		1	*	*	*	*	17	17
X2 0 00798	4730-277-3209	TEE, PIPE: to regulator 101-809 (25980)		EA		2					17	9
X2 0 00799		TUBE, AIR: to regulator 165-480 (25980)		EA		1					17	10
X2 0 00800		UNION, PIPE TO TUBE: reel inlet, air 4FAGUFS (70434)		EA		1					18	31
X2 0 00801	4820-262-7396	VALVE, GLOBE: air receiver drain 0110 (15529)		EA		1					18	24
0 00802	4820-262-7398	VALVE, GLOBE: receiver outlet 101-795 (25980)		EA		1					18	28
X2 0 00803	5310-013-8557	WASHER, LOCK: receiver drain hose		EA		2	*	*	*	*	18	23
00804		WASHER, LOCK: U bolt mtg 101-437 (25980)		EA		6					17	6
00805		GROUP 72 – DISPENSING AND SERVICING EQUIPMENT COMPENTS  7201 – LUBRICATING EQUIPMENT										
X2 0 00806	5306-018-6491	BOLT, ASSEMBLED WASHER: transfer pump mtg 186491 (00000)		EA		3					30	10
0 00807	5306-831-3944	BOLT, SHOULDER: handle strap		EA		3	*	*	*	*	30	36
X2 0 00808		BRACKET ASSEMBLY: portable lubricator mtg 206-143 (25980)		EA		1					28	4
X2 0 00809		BRACKET ASSEMBLY, TRANSFER PUMP 206-107 (25980)		EA		1					30	9
X2 0 00810		CLAMP, TRANSFER PUMP 101-766 (25980)		EA		2					30	13
X2 0 00811		COVER ASSEMBLY, GREASE HOPPER 203-994 (25980)		EA		3					30	

(1) SMR CODE INDEX NO.	(2) FEDERAL STOCK NUMBER	(3) DESCRIPTION  REFERENCE NO. & MFR CODE      USABLE ON CODE		(4) UNIT OF ISSUE	(5) QTY INC IN UNIT PACK	(6) QTY INC IN UNIT	(7) 15-DAY ORGANIZATIONAL MAINTENANCE ALW				(8) ILLUS- TRATION	
							(a)	(b)	(c)	(d)	(a)	(b)
							1-5	6-20	21-50	51-100	FIG NO.	ITEM NO
0 00812	5306-225-8502	BOLT, MACHINE: handle to spider		EA		1	*	*	*	*	30	1
X2 0 00813		COVER, FILL 160-758 (25980)		EA		1					30	37
X2 0 00814		GASKET: hopper cover 166-218 (25980)		EA		1					30	34
X2 0 00815		HANDLE, COVER 160-759 (25980)		EA		1					30	2
0 00816	5310-880-7744	NUT, PLAIN, HEXAGON: handle to spider		EA		1	*	*	*	*	30	5
X2 0 00817		SPACER, COVER 160-761 (25980)		EA		2					30	35
X2 0 00818		SPIDER ASSEMBLY: cover lock 203-993 (25980)		EA		1					30	33
X2 0 00819		STRAP, HINGE 160-762 (25980)		EA		1					30	6
0 00820	5310-830-7821	WASHER, FLAT: spacer		EA		1	*	*	*	*	30	3
0 00821	5310-010-3320	WASHER, LOCK: handle to spider		EA		1	*	*	*	*	30	4
X2 0 00822	4930-930-7698	GREASE GUN, HAND 226-207 (25980)		EA		1					29	
X2 0 00823	4930-979-5577	COUPLING ASSEMBLY, GREASE GUN 206-097 (25980)		EA		1					29	
P 0 00824	4930-986-0203	COUPLING, GREASE GUN 203-410 (25980)		EA		1	*	*	*	*	29	20
X2 0 00825	4930-765-1994	SWIVEL, HYDRAULIC ADAPTER 203-198 (25980)		EA		1					29	21
X2 0 00826		TUBE ADAPTER 165-410 (25980)		EA		1					29	22
X2 0 00827		GUN GREASE 220 (00424)		EA		1					29	
X2 0 00828		ADAPTER, HYDRAULIC HY303 (00424)		EA		1					29	

(1) SMR CODE INDEX NO.	(2) FEDERAL STOCK NUMBER	(3) DESCRIPTION  REFERENCE NO. & MFR CODE      USABLE ON CODE		(4) UNIT OF ISSUE	(5) QTY INC IN UNIT PACK	(6) QTY INC IN UNIT	(7) 15-DAY ORGANIZATIONAL MAINTENANCE ALW				(8) ILLUS- TRATION	
							(a)	(b)	(c)	(d)	(a)	(b)
							1-5	6-20	21-50	51-100	FIG NO.	ITEM NO
X2 0 00829		COUPLER, HYDRAULIC HY304 (00424)	EA		1					29	19	
X2 0 00830		BARREL ASSEMBLY 211-1AP (00424)	EA		1					29	7	
X2 0 00831		TUBE, HYDRAULIC 211-35P (00424)	EA		1					29	23	
X2 0 00832		CAP ASSEMBLY, BARREL: rod end 211-3A (00424)	EA		1					29	3	
X2 0 00833		FITTING, HYDRAULIC 220-21 (00424)	EA		1					29	17	
X1 00834		FOLLOWER ASSEMBLY 211-38A (00424)	EA		1					29	5	
X1 00835		GASKET: barrel, head end 211-5 (00424)	EA		1					29	9	
X2 0 00836		HEAD AND LEVER ASSEMBLY 220-10AP (00424)	EA		1					29		
X2 0 00837		HEAD, GUN 220-4 (00424)	EA		1					29	18	
X2 0 00838		LEVER, GUN 211-7 (00424)	EA		1					29	6	
X2 0 00839		LINK, LEVER 211-11 (00424)	EA		2					29	12	
X2 0 00840		PLUNGER, LEVER 211-8H (00424)	EA		1					29	10	
X2 0 00841		RIVET, LINK 211-23D (00424)	EA		3					29	11	
X2 0 00842		RIVET, PLUNGER 5323 (00424)	EA		1					29	8	
X2 0 00843		PIN, COTTER: follower retaining 211-22 (00424)	EA		1					29	2	

(1) SMR CODE INDEX NO.	(2) FEDERAL STOCK NUMBER	(3) DESCRIPTION  REFERENCE NO. & MFR CODE      USABLE ON CODE	(4) UNIT OF ISSUE	(5) QTY INC IN UNIT PACK	(6) QTY INC IN UNIT	(7) 15-DAY ORGANIZATIONAL MAINTENANCE ALW				(8) ILLUS- TRATION	
						(a)	(b)	(c)	(d)	(a)	(b)
						1-5	6-20	21-50	51-100	FIG NO.	ITEM NO
X2 0 00844		ROD AND HANDLE ASSEMBLY: grease gun 211-17A (00424)	EA		1					29	1
X2 0 00845		SPRING 211-21 (00424)	EA		1					29	4
X2 0 00846		VALVE, CHECK 211-33AP (00424)	EA		1					29	
X1 00847		BALL, VALVE 211-33B (00424)	EA		1					29	14
X1 00848		BODY, VALVE 211-33 (00424)	EA		1					29	13
X1 00849		SPRING, VALVE 211-33S (00424)	EA		1					29	15
X1 00850		WASHER, VALVE 211-33W (00424)	EA		1					29	16
X2 0 00851	4930-265-7082	GREASE GUN, HAND: suction 203-329 (25980)	EA		1					26	
X2 0 00852		CAP, HANDLE END 159-342 (25980)	EA		1					26	9
X2 0 00853		CAP, TUBE END 150-948 (25980)	EA		1					26	6
P 0 00854	4930-691-8161	CUP, COMPRESSION: piston 159-347 (25980)	EA		2	*	2	2	4	26	1
X2 0 00855		CYLINDER: suction gun 159-442 (25980)	EA		1					26	8
X2 0 00856	4930-212-6793	NOZZLE, GUN, OIL: suction 150-161 (25980)	EA		1					26	5 4
X2 0 00857		NUT, PLAIN, HEXAGON: piston 160-322 (25980)	EA		1					26	4
X2 0 00858		PISTON, GREASE GUN 159-363 (25980)	EA		1					26	13

(1) SMR CODE INDEX NO.	(2) FEDERAL STOCK NUMBER	(3) DESCRIPTION  REFERENCE NO. & MFR CODE      USABLE ON CODE		(4) UNIT OF ISSUE	(5) QTY INC IN UNIT PACK	(6) QTY INC IN UNIT	(7) 15-DAY ORGANIZATIONAL MAINTENANCE ALW				(8) ILLUS- TRATION	
							(a)	(b)	(c)	(d)	(a)	(b)
							1-5	6-20	21-50	51-100	FIG NO.	ITEM NO
X2 0 00859		ROD, PULL 159-441 (25980)		EA		1					26	10
0 00860	5310-639-1609	WASHER, FLAT: piston		EA		2	*	*	*	*	26	2
X2 0 00861		WASHER, LOCK: piston 100-985 (25980)		EA		1					26	3
P 0 00862	4930-547-6333	WASHER, NONMETALLIC 150-935 (25980)		EA		1	*	2	2	2	26	7
X2 0 00863	4930-930-7676	GREASE GUN, PNEUMATIC 206-141 (25980)		EA		1					28	
X2 0 00864	4930-983-3844	HOSE ASSEMBLY, RUBBER: to booster valve 206-138 (25980)		EA		1					28	1
X2 0 00865		FERRULE: hose 150-724 (25980)		EA		2						
X2 0 00866		HOSE, RUBBER: lubrication 61-060 (25980)		EA		1						
X2 0 00867		STUD, HOSE 154-489 (25980)		EA		1						
X2 0 00868		STUD, HOSE 165-552 (25980)		EA		1						
X2 0 00869	4930-729-6318	LUBRICATING UNIT, AIR 640-105 (03990)		EA		1					28	
X2 0 00870		ADAPTER, LUBRICATOR FITTING 5497 (03990)		EA		1					28	11
X2 0 00871		CAP, AIR VALVE 640-1B5 (03996)		EA		1					28	6
X2 0 00872		CAP, VALVE 640-105B (03996)		EA		1					28	9
X2 0 00873		CONTAINER ASSEMBLY: lubricator 72708 (03990)		EA		1					28	15
X2 0 00874		FITTING, LUBRICATOR 6064 (03990)		EA		1					28	10

(1) SMR CODE INDEX NO.	(2) FEDERAL STOCK NUMBER	(3) DESCRIPTION  REFERENCE NO. & MFR CODE      USABLE ON CODE	(4) UNIT OF ISSUE	(5) QTY INC IN UNIT PACK	(6) QTY INC IN UNIT	(7) 15-DAY ORGANIZATIONAL MAINTENANCE ALW				(8) ILLUS- TRATION	
						(a)	(b)	(c)	(d)	(a) FIG NO.	(b) ITEM NO
						1-5	6-20	21-50	51-100		
X2 0 00875		PIN, GROOVE: hose retaining Y121-106 (03990)	EA		1					28	13
X2 0 00876		PLATE, INFORMATION: portable lubricator 73170 (03990)	EA		1		SEE	GRP	2210		
X2 0 00877		STEM, AIR VALVE 72715 (03990)	EA		1					28	7
X2 0 00878		STRAP, CARRYING 71331 (03990)	EA		1					28	8
X2 0 00879		VALVE, AIR RELIEF 72716 (03990)	EA		1					28	2
X2 0 00880		VALVE, LUBRICATION RELIEF 72720 (03990)	EA		1					28	12
P 0 00881	5330-350-9013	PACKING, PREFORMED: tank end 156-082 925980)	EA		1	*	2	2	2	28	14
P 0 00882	5330-187-3635	PACKING, PREFORMED: valve end 154-490 (25980)	EA		1	*	2	2	2	28	3
X2 0 R 00883	4930-983-3840	VALVE ASSEMBLY, BOOSTER 206-139 (25980)	EA		1					28	
X2 0 00884	4930-222-2975	GUN, OIL: spray 204-486 (25980) (Includes components of PARTS KIT, StockNo. 4930-979-5563)	EA		1					27	
P 0 00885	4930-374-7636	BALL, STEEL, CHECK VALVE 317376 (70270)	EA		1	*	*	*	*	27	7
X2 0 00886		BODY, AIR CONTROL 5100 (32573)	EA		1					27	19
X2 0 00887	4930-374-7635	BODY, CHECK VALVE 317375 (70270)	EA		1					27	8
X2 0 00888		CONTAINER, OIL, SPRAY GUN 5122 (32573)	EA		1					27	11
X2 0 00889	4730-654-3557	COUPLING, AIRLINE 161-291 (25980)	EA		1					27	18

(1) SMR CODE INDEX NO.	(2) FEDERAL STOCK NUMBER	(3) DESCRIPTION  REFERENCE NO. & MFR CODE      USABLE ON CODE		(4) UNIT OF ISSUE	(5) QTY INC IN UNIT PACK	(6) QTY INC IN UNIT	(7) 15-DAY ORGANIZATIONAL MAINTENANCE ALW				(8) ILLUS- TRATION	
							(a)	(b)	(c)	(d)	(a)	(b)
							1-5	6-20	21-50	51-100	FIG NO.	ITEM NO
X2 0 00890		RETAINER, PACKING 5110 (32573)		EA		1					27	22
X2 0 00891	4930-374-7636	SLEEVE, AIR ADJUSTING SCREW 317376 (70270)		EA		1					27	20
P 0 00892	5340-200-7115	SPRING, HELICAL, COMPRESSION: check valve 317377 (70270)		EA		1	*	*	*	*	27	6
P 0 00893	4930-024-2611	STEM, CONTROL VALVE 317378 (70270)		EA		1	*	*	*	*	27	23
X2 0 00894	4930-793-9520	TUBE, SIPHON: spray gun 158-160 (25980)		EA		1					27	9
P 0 00895	4930-630-9827	VALVE ASSEMBLY, SPRAY 5119 (32573)		EA		1	*	*	*	*	27	
X2 0 00896	4930-024-2613	BODY: valve 317386 (70270)		EA		1					27	15
X2 0 00897	4930-332-5774	BUTTON, CONTROL VALVE 5118 (32573)		EA		1					27	12
P 0 00898	5340-200-7019	SPRING, HELICAL, COMPRESSION: button 5117 (32573)		EA		1	*	*	*	*	27	13
P 0 00899	5330-283-0741	WASHER, NONMETALLIC: container 5121 (32573)		EA		1	*	2	2	2	27	10
0 00900	5310-584-5007	NUT, PLAIN, HEXAGON: transfer pump mtg		EA		1	*	*	*	*	30	11
P 0 00901	4930-554-6778	OILER, HAND 150-150 (25980)		EA		1	*	*	*	*	26	11
X2 0 00902		WASHER, LEATHER 14-176 (77335)		EA		1					26	12
P 0 00903	4930-979-5563	PARTS KIT, OIL SPRAY GUN 206-176 (25980)		EA		1	*	2	2	2		
X1 00904	4930-795-0411	CYLINDER, SPRAY GUN: air 5105 (32573)		EA		1					27	1
X1 00905	5330-640-9100	FELT, MECHANICAL, PREFORMED: air control 5112 (32573)		EA		1					27	21



(1) SMR CODE INDEX NO.	(2) FEDERAL STOCK NUMBER	(3) DESCRIPTION  REFERENCE NO. & MFR CODE      USABLE ON CODE	(4) UNIT OF ISSUE	(5) QTY INC IN UNIT PACK	(6) QTY INC IN UNIT	(7) 15-DAY ORGANIZATIONAL MAINTENANCE ALW				(8) ILLUS- TRATION	
						(a)	(b)	(c)	(d)	(a)	(b)
						1-5	6-20	21-50	51-100	FIG NO.	ITEM NO
X1 00906	4930-374-7633	NOZZLE, AIR SPRAY GUN 317371 (70270)	EA		1					27	3
X1 00907	4930-374-7632	NOZZLE, OIL SPRAY GUN 317370 (70270)	EA		1					27	4
X1 00908		NUT, NOZZLE LOCK 5103 (32573)	EA		1					27	2
X1 00909	4930-024-2612	STEM, AIR, VALVE 317384 (70270)	EA		1					27	14
X1 00910	4930-374-7634	TUBE, AIR NOZZLE, SPRAY GUN 317373 (70270)	EA		1					27	5
X1 00911	5330-283-0740	WASHER, NONMETALLIC: valve seat 5113 (32573)	EA		1					27	17
X1 00912	5330-297-0422	WASHER, NONMETALLIC: valve stem 5115 (32573)	EA		1					17	16
0 00913	4730-289-5944	PLUG, PIPE: grease reservoir	EA		3	*	*	*	*	30	26
X2 0 00914	5305-044-6609	SCREW, ASSEMBLED WASHER: portable lubricator bracket mtg 1/4-20 thd size, 5/8 in. lg. 0446609 (00000)	EA		3					28	5
X2 0 00915	5305-895-3256	SCREW, ASSEMBLED WASHER: transfer pump mtg 101-801 (25980)	EA		1					30	14
0 00916	5310-186-7448	WASHER, FLAT: clamp mtg	EA		1	*	*	*	*	30	32
0 00917	5310-187-5342	WASHER, FLAT: handle strap	EA		3	*	*	*	*	30	7
0 00918	5310-685-8308	WASHER, FLAT: handle strap	EA		3	*	*	*	*	30	8
0 00919	5310-017-8556	WASHER, LOCK: transfer pump mtg	EA		1	*	*	*	*	30	12
00920		7202 – PUMPS AND METERS									
X2 0 00921	4930-785-8089	CLAMP ASSEMBLY, PUMP MOUNTING 204-816 (25980)	EA		6					31	11
X1 00922	5315-682-1897	PIN, CLAMP: pump mtg 595260 (00000)	EA		1					31	12

(1) SMR CODE INDEX NO.	(2) FEDERAL STOCK NUMBER	(3) DESCRIPTION  REFERENCE NO. & MFR CODE      USABLE ON CODE	(4) UNIT OF ISSUE	(5) QTY INC IN UNIT PACK	(6) QTY INC IN UNIT	(7) 15-DAY ORGANIZATIONAL MAINTENANCE ALW				(8) ILLUS- TRATION	
						(a)	(b)	(c)	(d)	(a)	(b)
						1-5	6-20	21-50	51-100	FIG NO.	ITEM NO
P 0 00923	4930-765-1995	GASKET: lubricant pump mtg 162-550 (25980)	EA		3	*	2	3	6	31	14
X2 0 00924	4930-930-7697	GREASE GUN, PNEUMATIC 206-480 (25980)	EA		1					32	
X2 0 00925	4730-654-3557	COUPLING, AIR LINE: transfer pump 161-291 (25980)	EA		1		SEE	GRP	7203		
0 00926	4730-670-5281	NIPPLE, PIPE: air inlet	EA		1		SEE	GRP	7203		
X2 0 00927		UNION ASSEMBLY, SWIVEL 157-785 (25980)	EA		1		SEE	GRP	7203		
X2 0 00928	4820-262-7396	VALVE, GLOBE: air inlet 0110 (15529)	EA		1		SEE	GRP	7203		
0 00929	5310-789-0671	WASHER, FLAT: pump piston	EA		1	*	*	*	*		
P 0 00930	4930-979-5573	METER, PINTS 9841 (05105)	EA		1	*	*	*	*	35	3
X2 0 00931		CAM, LOCK: reset knob 22969-1 (05105)	EA		1					33	18
X2 0 00932		CAM, POINTER 9544 (05105)	EA		1					33	14
X2 0 00933		DIAL, ASSEMBLY, PINTS 19587-15 (05105) (Used on METER, Stock No. 4930-979-5573, only)	EA		1					33	15
X2 0 00934		DIAL ASSEMBLY, QUARTS 19587-2 (05105) (Used on METER, Stock No. 4930-979-5576, only)	EA		1					33	15
X2 0 00935		GASKET: meter mtg 22650-4 (05105)	EA		1					33	4
X1 00936		GEAR AND HUB 23907 (05105) (Used on METER, Stock No. 4930-979-5573, only)	EA		1						
X2 0 00937		GEAR ASSEMBLY, METER: pints 22968-12 (05105) (Used on METER, Stock No. 4930-979-5573, only)	EA		1					33	5

(1) SMR CODE INDEX NO.	(2) FEDERAL STOCK NUMBER	(3) DESCRIPTION  REFERENCE NO. & MFR CODE      USABLE ON CODE	(4) UNIT OF ISSUE	(5) QTY INC IN UNIT PACK	(6) QTY INC IN UNIT	(7) 15-DAY ORGANIZATIONAL MAINTENANCE ALW				(8) ILLUS- TRATION	
						(a)	(b)	(c)	(d)	(a) FIG NO.	(b) ITEM NO
						1-5	6-20	21-50	51-100		
X2 0 00938		GEAR ASSEMBLY, METER: quarts 22968-3 (05105) (Used on METER, Stock No. 4930-979-5576, only)	EA		1					33	5
X2 0 00939		GEAR ASSEMBLY, WORM 11277 (05105) (Used on METER, Stock No. 4930-979-5576, only)	EA		1					33	5
X2 0 00940		GEAR, POINTER: meter 9548 (05105)	EA		1					33	13
X2 0 00941		HOUSING, METER: pints 9371 (05105) (Used on METER, Stock No. 4930-979-5573, only)	EA		1					33	3
X2 0 00942		HOUSING, METER: quarts 19887 (05105) (Used on METER, Stock No. 4930-979-5576, only)	EA		1					33	3
X2 0 00943		KNOB, RESET: pints 9391 (05105) (Used on METER, Stock No. 4930-979-5573, only)	EA		1					33	21
X2 0 00944		KNOB, RESET: quarts 9547 (05105) (Used on METER, Stock No. 4930-979-5576, only)	EA		1					33	21
X2 0 00945		NUT, PACKING 11066 (05105)	EA		1					33	9
X2 0 00946		PACKING ASSEMBLY: gland nut 22876-1 (05105)	EA		1					33	8
X2 0 00947		PAWL, WORM 9833 (05105) (Used on METER, Stock No. 4930-979-5573, only)	EA		1					33	11
X2 0 00948		PINION, PLANET: meter 9385 (05105)	EA		1					33	6
X2 0 00949		PISTON ASSEMBLY: meter 20062-1 (05105)	EA		1					33	7
X1 00950		CHAMBER BOTTOM W/PIVOT PIN: meter piston 9375 (05105)	EA		1					33	

(1) SMR CODE INDEX NO.	(2) FEDERAL STOCK NUMBER	(3) DESCRIPTION  REFERENCE NO. & MFR CODE      USABLE ON CODE	(4) UNIT OF ISSUE	(5) QTY INC IN UNIT PACK	(6) QTY INC IN UNIT	(7) 15-DAY ORGANIZATIONAL MAINTENANCE ALW				(8) ILLUS- TRATION	
						(a)	(b)	(c)	(d)	(a)	(b)
						1-5	6-20	21-50	51-100	FIG NO.	ITEM NO
X1 00951		CHAMBER TOP AND STATIONARY GEAR: meter piston 9380 (05105)	EA		1						
X1 00952		PINION, PAWL: meter piston 9384 (05105)	EA		1						
X1 00953		PISTON, METER 9378 (05105)	EA		1						
X1 00954		PLATE, PISTON 9379 (05105)	EA		1						
X1 00955		SPINDLE, PAWL: meter piston 9383 (05105)	EA		1						
X2 0 00956		PLUNGER, RESET KNOB 22459-3 (05105)	EA		1					33	23
X2 0 00957		POINTER ASSEMBLY, QUARTS 9665 (05105) (Used on METER, Stock No. 4930-979-5576, only)	EA		1					33	16
X2 0 00958		REGISTER, PINTS 20144-2 (05105) (Used on METER, Stock No. 4930-979-5573, only)	EA		1					33	10
X2 0 00959		REGISTER, QUARTS 21713-1 (05105) (Used on METER, Stock No. 4930-979-5576, only)	EA		1					33	10
X2 0 00960		ROLLER, CAM 4716 (05105)	EA		3					33	25
X2 0 00961		SCREW, MACHINE: shroud mtg 22814-6 (05105)	EA		1					33	2
0 00962	5305-753-4185	SETSCREW: cam to shaft	EA		1	*	*	*	*	33	17
X2 0 00963		SETSCREW: knob mtg 1065 (05105)	EA		1					33	20
X2 0 00964		SHROUD, METER 9374-3 (05105)	EA		1					33	1
X2 0 00965		SLEEVE, CAM 22977-1 (05105)	EA		1					33	19

(1) SMR CODE INDEX NO.	(2) FEDERAL STOCK NUMBER	(3) DESCRIPTION  REFERENCE NO. & MFR CODE      USABLE ON CODE		(4) UNIT OF ISSUE	(5) QTY INC IN UNIT PACK	(6) QTY INC IN UNIT	(7) 15-DAY ORGANIZATIONAL MAINTENANCE ALW				(8) ILLUS- TRATION	
							(a)	(b)	(c)	(d)	(a)	(b)
							1-5	6-20	21-50	51-100	FIG NO.	ITEM NO
X2 0 00966		SPACER, GEAR 12162 (05105)		EA		1					33	12
X2 0 00967		SPRING, PLUNGER: reset knobs 22602-3 (05105)		EA		1					33	22
X2 0 00968		SPRING, ROLLER 22602-2 (05105)		EA		1					33	24
P 0 00969	4930-979-5576	METER, QUARTS 10871 (05105) (Same as METER, Stock No. 4930-979-5573, except where individual components are annotated)		EA		1	*	*	*	*	35	3
X2 0 00970	4930-533-3038	PUMP ASSEMBLY LUBRICATOR: center 204-810 (25980)		EA		1					31	6
X2 0 00971	4930-795-0377	ADAPTER, PUMP OUTLET 158-409 (25980)		EA		1		SEE	GRP	7203		
X2 0 00972		BUSHING, PIPE: pump discharge 101-742 (25980)		EA		1		SEE	GRP	7203		
X2 0 00973		ELBOW, PIPE TO HOSE: pump discharge 155-494 (25980)		EA		1		SEE	GRP	7203		
X2 0 00974		ELBOW, PIPE TO HOSE: pump outlet 155-494 (25980)		EA		1		SEE	GRP	7203		
X2 0 00975		PLATE ASSEMBLY, PUMP MOUNTING 205-021 (25980)		EA		1					31	9
X2 0 00976	4930-874-0563	PLATE, DESIGNATION: pump air motor 158-397 (25980)		EA		3		SEE	GRP	2210		
X2 0 00977		PLATE, NAME: pump serial 160-637 (25980)		EA		1		SEE	GRP	2210		
0 00978	5305-272-5306	SCREW, MACHINE: plate mtg		EA		6		SEE	GRP	2210		
0 00979	5305-855-0971	SCREW, TAPPING, THREAD CUTTING: plate mtg		EA		6		SEE	GRP	2210		
0 00980	5305-053-1112	SCREW, TAPPING, THREAD FORMING: plate mtg		EA		2		SEE	GRP	2210		
0 00981	5305-723-9383	SETSCREW: mounting plate		EA		1	*	*	*	*	31	10

(1) SMR CODE INDEX NO.	(2) FEDERAL STOCK NUMBER	(3) DESCRIPTION  REFERENCE NO. & MFR CODE      USABLE ON CODE	(4) UNIT OF ISSUE	(5) QTY INC IN UNIT PACK	(6) QTY INC IN UNIT	(7) 15-DAY ORGANIZATIONAL MAINTENANCE ALW				(8) ILLUS- TRATION	
						(a)	(b)	(c)	(d)	(a)	(b)
						1-5	6-20	21-50	51-100	FIG NO.	ITEM NO
X2 0 00982	5340-141-1582	WASHER, FLAT: outlet adapter 150461 (25980)	EA		1		SEE	GRP	7203		
X2 0 00983	4930-831-1249	PUMP ASSEMBLY LUBRICATOR: outer 205-024 (25980)	EA		2					31	1
X2 0 00984		ELBOW, PIPE TO HOSE: pump outlet 155-494 (25980)	EA		1		SEE	GRP	7203		
X2 0 00985		ELBOW, PIPE TO HOSE: pump outlet 155-494 (25980)	EA		1		SEE	GRP	7203		
0 00986	5305-855-0971	SCREW, TAPPING, THREAD CUTTING: plate mtg	EA		6		SEE	GRP	2210		
0 00987	5305-053-1112	SCREW, TAPPING, THREAD FORMING: plate mtg	EA		2		SEE	GRP	2210		
X2 0 00988	5305-733-2265	SCREW, ASSEMBLED WASHER: lubricant pump mtg 101-793 (25980)	EA		12					31	13
00989		7203 – VALVES, FITTINGS, LINES									
P 0 00990	4930-979-5574	ADAPTER ASSEMBLY, PRESSURE RELIEF: lower drawer 205-990 (25980)	EA		1	*	*	*	*	37	13
X2 0 00991		ADAPTER ASSEMBLY: pressure relief 203-497 (25980)	EA		1					37	5
X1 00992		BODY, ADAPTER 157-225 (25980)	EA		1						
X1 00993		RING, RETAINER: adapter 157-230 (25980)	EA		1						
X1 00994		SHELL, ADAPTER 157-224 (25980)	EA		1						
X2 0 00995	4930-986-0203	COUPLING, GREASE GUN: pressure relief 203-410 (25980)	EA		1					37	9
X2 0 00996	4730-785-3470	COUPLING, PIPE: pressure relief 159-700 (25980)	EA		1					37	7
X2 0 00997	4730-050-4208	FITTING, LUBRICATOR: pressure relief adapter MS15003-1 (96906)	EA		1					37	14

(1) SMR CODE INDEX NO.	(2) FEDERAL STOCK NUMBER	(3) DESCRIPTION  REFERENCE NO. & MFR CODE      USABLE ON CODE	(4) UNIT OF ISSUE	(5) QTY INC IN UNIT PACK	(6) QTY INC IN UNIT	(7) 15-DAY ORGANIZATIONAL MAINTENANCE ALW				(8) ILLUS- TRATION	
						(a)	(b)	(c)	(d)	(a) FIG NO.	(b) ITEM NO
						1-5	6-20	21-50	51-100		
X2 0 00998	4730-785-3471	NIPPLE, PIPE: pressure relief adapter 159-278 (25980)	EA		1					37	6
X2 0 00999		NIPPLE, PIPE: relief adapter 159-298 (25980)	EA		1					37	6
P 0 01000	4930-691-8177	VALVE, RELIEF: adapter 203-982 (25980)	EA		1	*	*	*	*	37	8
X2 0 01001	3110-100-6149	BALL, BEARING: relief valve 145627 (24617)	EA		1						
X1 01002	4930-785-5086	BODY, RELIEF VALVE 159-665 (25980)	EA		1						
0 01003	5305-810-7080	SETSCREW: relief valve	EA		1	*	*	*	*		
X1 01004	4930-819-5404	SPRING, HELICAL, COMPRESSION: relief valve 159-282 (25980)	EA		1						
X2 0 01005	4930-212-5776	ADAPTER, PUMP DISCHARGE HOSE 156-849 (25980)	EA		3					31	5
X2 0 01006	4930-795-0377	ADAPTER, PUMP OUTLET 158-409 (25980)	EA		1					31	8
0 01007	4730-303-5130	ADAPTER, STRAIGHT, PIPE TO HOSE: spare	EA		1	*	*	*	*	36	8
0 01008	4730-566-1534	ADAPTER, STRAIGHT, PIPE TO HOSE: spare	EA		1	*	*	*	*	36	7
X2 0 01009	4930-374-7895	BEARING, SLEEVE: hose outlet 153066 (25980)	EA		20					36	20
X2 0 01010	5306-018-6491	BOLT, ASSEMBLED WASHER: nipple bracket 186491 (24617)	EA		2					12	22
X2 0 01011		BOLT, U: left hand and center tube mtg 161-875 (25980)	EA		2					12	17
X2 0 01012		BOLT, U: right hand lube tube, rear 165-510 (25980)	EA		1					12	17
X2 0 01013		BOLT, U: tube to center brace 161-873 (25980)	EA		3					12	15

(1) SMR CODE INDEX NO.	(2) FEDERAL STOCK NUMBER	(3) DESCRIPTION  REFERENCE NO. & MFR CODE      USABLE ON CODE		(4) UNIT OF ISSUE	(5) QTY INC IN UNIT PACK	(6) QTY INC IN UNIT	(7) 15-DAY ORGANIZATIONAL MAINTENANCE ALW				(8) ILLUS- TRATION	
							(a)	(b)	(c)	(d)	(a)	(b)
							1-5	6-20	21-50	51-100	FIG NO.	ITEM NO
X2 0 01014		BRACKET, CLAMP: nipple 165-473 (25980)		EA		1					12	21
X2 0 01015	4730-830-5356	NIPPLE, PIPE: pump discharge 101-742 (25980)		EA		2					31	2
X2 0 01016		CLAMP, LOOP: transfer nipple 165-530 (25980)		EA		1					12	20
X2 0 01017	4930-654-3557	COUPLING, AIR LINE: transfer pump 161-291 (25980)		EA		1					32	4
X2 0 01018	4730-986-0176	COUPLING, HOSE: spare 4506-6F (30327)		EA		2					36	2
X2 0 01019	4730-986-0175	COUPLING, HOSE: spare 4506-6M (30327)		EA		2					36	1
X2 0 01020		ELBOW, PIPE TO HOSE: pump inlet and discharge 155-494 (25980)		EA		6					31	3
X2 0 01021		ELBOW, PIPE OT TUBE: nipple to reel hose 156-472 (25980)		EA		1					12	23
X2 0 01022	4730-172-0028	FITTING, LUBRICATION 851 (12600)		EA		6					36	11
X2 0 01023		FITTING, LUBRICATION: spare 450 (12600)		EA		6					36	12
X2 0 01024	4730-050-4203	FITTING, LUBRICATION: spare MS15001-1 (96906)		EA		6					36	10
X2 0 01025	4730-050-4208	FITTING, LUBRICATION: spare MS15003-1 (96906)		EA		6					36	9
X2 0 01026	4730-243-1484	FITTING, LUBRICATION: spare 100-852 (25980)		EA		6					36	4
X2 0 01027	4730-223-6411	FITTING, LUBRICATION: spare 100-854 (25980)		EA		6					36	6
X2 0 01028	4730-188-6314	FITTING, LUBRICATION: spare 100-855 (25980)		EA		6					36	5



(1) SMR CODE INDEX NO.	(2) FEDERAL STOCK NUMBER	(3) DESCRIPTION  REFERENCE NO. & MFR CODE      USABLE ON CODE	(4) UNIT OF ISSUE	(5) QTY INC IN UNIT PACK	(6) QTY INC IN UNIT	(7) 15-DAY ORGANIZATIONAL MAINTENANCE ALW				(8) ILLUS- TRATION	
						(a)	(b)	(c)	(d)	(a) FIG NO.	(b) ITEM NO
						1-5	6-20	21-50	51-100		
X2 0 01029	4940-785-5081	GUN, AIR BLOW 204-485 (25980)	EA		1					37	2
X1 01030		BODY, BLOW GUN 158-921 (25980)	EA		1						
X2 0 01031		BUTTON, PUSH: plunger 158-920 (25980)	EA		1						
X2 0 01032	4930-830-7830	CAP, SPRING RETAINER: air blower 158-917 (25980)	EA		1						
X2 0 01033	4730-654-3557	COUPLING, AIRLINE 161-291 (25980)	EA		1						
X2 0 01034		SCREW, MACHINE: plunger 100-757 (25980)	EA		1						
X2 0 01035	4930-630-4451	SEAL, VLALVE: air blower 155-921 (25980)	EA		1						
X2 0 01036	5340-141-1744	SPACER, RING: valve stem 150-451 (25980)	EA		1						
X2 0 01037	4930-819-5403	SPRING, HELICAL, COMPRESSION: plunger 158-918 (25980)	EA		1						
X2 0 01038		STEM, VALVE: air blower 158-919 (25980)	EA		1						
X2 0 01039	4930-212-5811	TIP, BLOWER VALVE: air blower gun 158-922 (25980)	EA		1						
0 01040	5310-011-5543	WASHER, LOCK: plunger	EA		1	*	*	*	*		
M 0 01041	4930-020-8567	HOSE ASSEMBLY 206-006 (25980) MANUFACTURE FROM:	EA		3					31	4
X2 0 01042	4730-986-0175	COUPLING, HOSE: lube end 4506-6M (30327)	EA		1						
X2 0 01043	4730-986-0176	COUPLING, HOSE: reel end 4506-6F (30327)	EA		1						

(1) SMR CODE INDEX NO.	(2) FEDERAL STOCK NUMBER	(3) DESCRIPTION  REFERENCE NO. & MFR CODE      USABLE ON CODE	(4) UNIT OF ISSUE	(5) QTY INC IN UNIT PACK	(6) QTY INC IN UNIT	(7) 15-DAY ORGANIZATIONAL MAINTENANCE ALW				(8) ILLUS- TRATION	
						(a)	(b)	(c)	(d)	(a)	(b)
						1-5	6-20	21-50	51-100	FIG NO.	ITEM NO
P 0 01044	4720-278-4870	HOSE, RUBBER (13 in. required for each HOSE ASSEMBLY)	FT				SEE	GRP	9501		
X2 0 01045	4930-020-5548	HOSE ASSEMBLY: extension adapter 206-004 (25980)	EA		2					37	12
X2 0 01046		ADAPTER ASSEMBLY: flexible hose 203-497 (25980)	EA		2					37	5
X1 01047		BODY, ADAPTER: hose 157-225 (25980)	EA		1						
X1 01048		RING, RETAINER: hose 157-230 (25980)	EA		1						
X1 01049		SHELL, ADAPTER: hose 157-224 (25980)	EA		1						
X2 0 01050	4930-986-0203	COUPLING, GREASE GUN: hydraulic 203-410 (25980)	EA		1					37	9
X2 0 01051	4730-050-4208	FITTING, LUBRICATION: hose MS15003-1 (96906)	EA		1					37	14
X2 0 01052	4930-979-5560	HOSE ASSEMBLY, RUBBER 165-370 (25980)	EA		1					37	4
X2 0 01053	4930-020-5549	HOSE, ASSEMBLY: giant buttonhead, lower drawer 206-005 (25980)	EA		2					37	11
X2 0 01054		ADAPTER ASSEMBLY: giant buttonhead hose 203-497 (25980)	EA		2					37	5
X1 01055		BODY, ADAPTER: hose 157-225 (25980)	EA		1						
X1 01056		RING, RETAINER: hose 157-230 (25980)	EA		1						
X1 01057		SHELL, ADAPTER 157-224 (25980)	EA		1						
X2 0 01058	4930-977-8900	COUPLING ASSEMBLY, BUTTONHEAD 203-897 (25980)	EA		1						

(1) SMR CODE INDEX NO.	(2) FEDERAL STOCK NUMBER	(3) DESCRIPTION  REFERENCE NO. & MFR CODE      USABLE ON CODE	(4) UNIT OF ISSUE	(5) QTY INC IN UNIT PACK	(6) QTY INC IN UNIT	(7) 15-DAY ORGANIZATIONAL MAINTENANCE ALW				(8) ILLUS- TRATION	
						(a) 1-5	(b) 6-20	(c) 21-50	(d) 51-100	(a) FIG NO.	(b) ITEM NO
X2 0 01059	4730-050-4208	FITTING, LUBRICATION: hose assembly MS15003-1 (96906)	EA		1					37	14
X2 0 01060		HOSE, RUBBER: whipend 165-371 (25980)	EA		1					37	1
M 0 01061	4930-020-8567	HOSE ASSEMBLY: to hose reel 206-006 (25980) MANUFACTURE FROM:	EA		1					12	25
X2 0 01062	4730-986-0176	COUPLING, HOSE: reel end 4506-6M (30327)	EA		4						
X2 0 01063	4730-986-0175	COUPLING, HOSE: tube end 4506-6F (30327)	EA		1						
P 0 01064	4720-278-4870	HOSE, RUBBER (13 in. required for each HOSE ASSEMBLY)	FT				SEE	GRP	9501		
X2 0 01065	4910-204-2644	INFLATOR-GAGE, PNEUMATIC TIRE 730DCDRC (08070)	EA		1					37	10
X2 0 01066	4730-654-3557	COUPLING, AIR LINE: inflator-gage GGG91TYPE3CLASSA (81348)	EA		1						
X2 0 01067	4910-204-2644	INFLATOR-GAGE PNEUMATIUC TIRE 204-815 (25980)	EA		1					37	10
X2 0 01068	4730-670-5281	NIPPLE, PIPE: air inlet 100-879 (25980)	EA		1					32	2
X2 0 01069		NIPPLE, PIPE: center lube reels 165-474 (25980)	EA		1					12	19
0 01070	5310-194-8191	NUT, PLAIN, HEXAGON: roller plate mtg	EA		20	*	*	*	*	30	15
0 01071	5310-194-8191	NUT, PLAIN, HEXAGON: U bolt and clamp mtg	EA		13	*	*	*	*	12	12
X2 0 01072		PIN, ROLLER: hose outlet 153-063 (25980)	EA		20					30	18
X2 0 01073	4930-731-8363	PLATE, HOSE, ROLLER 153-064 (25980)	EA		5					30	17
X2 0 01074		PLUG, PIPE: spare 165-383 (25980)	EA		2					36	13

(1) SMR CODE INDEX NO.	(2) FEDERAL STOCK NUMBER	(3) DESCRIPTION  REFERENCE NO. & MFR CODE      USABLE ON CODE		(4) UNIT OF ISSUE	(5) QTY INC IN UNIT PACK	(6) QTY INC IN UNIT	(7) 15-DAY ORGANIZATIONAL MAINTENANCE ALW				(8) ILLUS- TRATION	
							(a)	(b)	(c)	(d)	(a)	(b)
							1-5	6-20	21-50	51-100	FIG NO.	ITEM NO
0 01075	5305-988-1723	SCREW, MACHINE: roller plate mtg		EA		20	*	*	*	*	30	19
X2 0 01076	4930-212-5854	SWIVEL ASSEMBLY, INLET 202-994 (25980)		EA		1					36	3
X1 01077		BALL, BEARING: swivel 100-148 (25980)		EA		19						
X1 01078		NUT, SWIVEL 158-660 (25980)		EA		1						
X1 01079		PLUG, BALL RACE: swivel 160-360 (25980)		EA		1						
X1 01080		STUD, SWIVEL 158-659 (25980)		EA		1						
X2 0 01081	4930-587-0341	SWIVEL, LUBRICATION LINE: 3 way 202-579 (25980)		EA		1					37	3
X2 0 01082		ADAPTER ASSEMBLY: 3 way 202-774 (25980)		EA		1					38	
X2 0 01083	4930-785-8086	ADAPTER, SWIVEL TO HOSE 159-734 (25980)		EA		1					38	1
X2 0 01084		BALL, SWIVEL 100-148 (25980)		EA		10		SEE	GRP	9901		
X2 0 01085		PLUG, BALL RACE 157-896 (25980)		EA		1		SEE	GRP	9901		
X2 0 01086		RING, SWIVEL 159-735 (25980)		EA		1		SEE	GRP	9901		
X2 0 01087		ADAPTER, SWIVEL 157-901 (25980)		EA		1					38	8
X2 0 01088		ELBOW ASSEMBLY: 3 way 202-773 (25980)		EA		2					38	
P 0 01089	3110-100-6147	BALL, BEARING AF216-2-8 (88042)		EA		10		SEE	GRP	9901		
X2 0 01090		ELBOW, SWIVEL 203-517 (25980)		EA		1					38	6

(1) SMR CODE INDEX NO.	(2) FEDERAL STOCK NUMBER	(3) DESCRIPTION  REFERENCE NO. & MFR CODE      USABLE ON CODE	(4) UNIT OF ISSUE	(5) QTY INC IN UNIT PACK	(6) QTY INC IN UNIT	(7) 15-DAY ORGANIZATIONAL MAINTENANCE ALW				(8) ILLUS- TRATION	
						(a) 1-5	(b) 6-20	(c) 21-50	(d) 51-100	(a) FIG NO.	(b) ITEM NO
X1 01091		BODY, ELBOW 159-736 (25980)	EA		1						
X1 01092		INSERT, ELBOW 159-737 (25980)	EA		1						
X1 01093		WIRE, BRAZING: elbow 66-021 (25980)	EA		1						
X2 0 01094		PLUG: ball race 157-896 (25980)	EA		1		SEE	GRP	9901		
X2 0 01095		RING, SWIVEL 159-735 (25980)	EA		1		SEE	GRP	9901		
P 0 01096	5330-033-5115	PACKING, PREFORMED: 3 way swivel 150-515 (25980)	EA		9	2	5	9	19	38	3
X2 0 01097	4930-691-8134	RETAINER, PACKING: 3 way swivel 150516 (25980)	EA		3					38	4
X2 0 01098	4930-889-9537	RETAINER, PACKING: 3 way swivel 157-894 (25980)	EA		3					38	2
P 0 01099	4930-253-6900	SPRING, HELICAL, COMPRESSION: packing 150522 (25980)	EA		1	*	*	*	*	38	7
P 0 01100	5340-691-8164	SPRIN, HELICAL, COMPRESSION: packing 159908 (25980)	EA		2	*	*	*	2	38	5
X2 0 01101		TEE, PIPE: center tube 165-319 (25980)	EA		1					12	18
X2 0 01102		TUBE, REEL: center 165-424 (25980)	EA		1					12	16
X2 0 01103		TUBE, REEL: lefthand 162-598 (25980)	EA		1					12	14
X2 0 01104		TUBE, REEL: righthand 165-423 (25980)	EA		1					12	24
X2 0 01105		UNION ASSEMBLY: swivel 157-785 (25980)	EA		1					32	1

(1) SMR CODE INDEX NO.	(2) FEDERAL STOCK NUMBER	(3) DESCRIPTION  REFERENCE NO. & MFR CODE      USABLE ON CODE		(4) UNIT OF ISSUE	(5) QTY INC IN UNIT PACK	(6) QTY INC IN UNIT	(7) 15-DAY ORGANIZATIONAL MAINTENANCE ALW				(8) ILLUS- TRATION	
							(a)	(b)	(c)	(d)	(a)	(b)
							1-5	6-20	21-50	51-100	FIG NO.	ITEM NO
X2 0 01106		UNION, HOSE: lube reel inlet 155-494 (25980)		EA		4					12	26
X2 0 01107	4930-020-5550	VALVE ASSEMBLY: high pressure 206-025 (25980)		EA		2					34	
X2 0 01108	4930-212-5761	BODY, VALVE, LOWER 153-487 (25980)		EA		1					34	21
X2 0 01109	4930-212-5751	BUSHING, HIGH-PRESSURE CONTROL VALVE INLET 150-505 (25980)		EA		1					34	18
X2 0 01110	4930-212-5750	BUSHING, MACHINE THREAD 150-503 (25980)		EA		1					34	30
X2 0 01111	4930-986-0203	COUPLING, GREASE GUN 203-410 (25980)		EA		1					34	
X1 01112		BODY COUPLER 159-531 (25980)		EA		1					34	10
X2 0 01113	4930-731-8360	JAW, HYDRAULIC COUPLER 150-102 (25980)		EA		3					34	16
X2 0 01114		PACKING, PREFORMED: hydraulic coupler 159-529 (25980)		EA		1					34	13
X2 0 01115		PLUNGER, COUPLER 159-530 (25980)		EA		1					34	15
X2 0 01116		SHELL, COUPLER 159-532 (25980)		EA		1					34	17
X2 0 01117		SPRING, COUPLER: check valve 159-533 (25980)		EA		1					34	11
X2 0 01118		WASHER, PLAIN: hydraulic coupler 159-527 (25980)		EA		1					34	12
X2 0 01119		WASHER, PLAIN: hydraulic coupler 159-528 (25980)		EA		1					34	14
X2 0 01120	4930-623-3388	HANDLE: valve control 150-859 (25980)		EA		1					34	6

(1) SMR CODE INDEX NO.	(2) FEDERAL STOCK NUMBER	(3) DESCRIPTION  REFERENCE NO. & MFR CODE      USABLE ON CODE	(4) UNIT OF ISSUE	(5) QTY INC IN UNIT PACK	(6) QTY INC IN UNIT	(7) 15-DAY ORGANIZATIONAL MAINTENANCE ALW				(8) ILLUS- TRATION	
						(a)	(b)	(c)	(d)	(a)	(b)
						1-5	6-20	21-50	51-100	FIG NO.	ITEM NO
X2 0 01121	4930-495-5007	LINK, ANCHOR, HANDLE 150497 (25980)	EA		2					34	2
X2 0 01122		NIPPLE, OUTLET 158-929 (25980)	EA		1					34	8
X2 0 01123	4730-196-1538	NIPPLE, PIPE: valve outlet 150-622 (25980)	EA		1					34	9
0 01124	5310-012-4929	NUT, PLAIN, HEXAGON: control valve	EA		1	*	*	*	*	34	3
0 01125	5310-587-6920	NUT, PLAIN, WELDING: control valve	EA		1	*	*	*	*	34	31
P 0 01126	5330-247-5979	PACKING, PREFORMED: upper body 150514 (25980)	EA		3	2	3	6	13	34	29
X2 0 01127		PIN, COTTER: handle link 101-514 (25980)	EA		1					34	5
0 01128	5315-496-7240	PIN, STRAIGHT, HEADED: handle link	EA		2	*	*	*	*	34	1
X2 0 01129	4930-200-6236	RETAINER, PACKING: upper body 150-501 (25980)	EA		1					34	28
X2 0 01130	4930-212-5749	ROD, PUSH, HIGH-PRESSURE CONTROL VALVE 150-502 (25980)	EA		1					34	26
0 01131	5305-276-8026	SETSCREW: pressure adjusting	EA		1	*	*	*	*	34	4
X2 0 01132	4930-212-5753	SLEEVE, VLAVE STEM: control valve 150508 (25980)	EA		1					34	25
X2 0 01133	5340-246-7623	SPRING, HELICAL, COMPRESSION: valve stem 150510 (25980)	EA		1					34	23
X2 0 01134	4930-212-5759	STEM, CONTROL VALVE 152-567 (25980)	EA		1					34	24
X2 0 01135	4930-212-5758	STRAINER, CONTROL VALVE 151-235 (25980)	EA		1					34	20
X2 0 01136	4930-212-5752	SUPPORT, SPRING: lower body 150-507 (25980)	EA		1					34	22
0 01137	5310-245-5447	WASHER, FLAT: inlet adapter	EA		1	*	*	*	*	34	19

(1) SMR CODE INDEX NO.	(2) FEDERAL STOCK NUMBER	(3) DESCRIPTION  REFERENCE NO. & MFR CODE      USABLE ON CODE	(4) UNIT OF ISSUE	(5) QTY INC IN UNIT PACK	(6) QTY INC IN UNIT	(7) 15-DAY ORGANIZATIONAL MAINTENANCE ALW				(8) ILLUS- TRATION	
						(a)	(b)	(c)	(d)	(a)	(b)
						1-5	6-20	21-50	51-100	FIG NO.	ITEM NO.
X2 0 01138		VALVE ASSEMBLY, CONTROL: pints 206-145 (25980) (Same as VALVE ASSEMBLY, Stock No. (25980) 206-146 except where individual components are annotated)	EA		1					35	
X2 0 01139		VALVE ASSEMBLY, CONTROL: quarts 206-146 (25980)	EA		1					35	
X2 0 01140	4390-601-4042	COUPLING, GREASE GUN: pints 201-701 (25980) (Used on VALVE ASSEMBLY, Stock No. (25980) 206-145, only)	EA		1					35	
P 0 01141	3120-021-6307	BUSHING, COUPLING 155-571 (25980) (Used on VALVE ASSEMBLY, Stock No. (25980) 206-145, only)	EA		1	*	*	*	*	35	13
P 0 01142	4930-212-5840	NOZZLE ASSEMBLY: valve 201-540 (25980) (Used on VALVE ASSEMBLY, Stock No. (25980) 206-145, only)	EA		1	*	*	*	*	2	42
P 0 01143	4930-561-8478	PACKING, PREFORMED: nozzle 154-771 (25980) (Used on VALVE ASSEMBLY, Stock No. (25980) 206-145, only)	EA		1	*	2	2	4	35	9
P 0 01144	4930-254-1921	SPRING, HELICAL, COMPRESSION: nozzle 150-442 (25980) (Used on VALVE ASSEMBLY, Stock No. (25980) 206-145, only)	EA		1	*	*	*	*	35	10
X2 0 01145		STEM, VALVE: nozzle 159-938 (25980) (Used on VALVE ASSEMBLY, Stock No. (25980) 206-145, only)	EA		1					35	8
X2 0 01146		THUMBSCREW: nozzle adjusting 203-654 (25980) (Used on VALVE ASSEMBLY, Stock No. (25980) 206-145, only)	EA		1					35	11
X2 0 01147	4930-623-3435	VALVE BODY: nozzle 201-541 (25980) (Used on VALVE ASSEMBLY, Stock No. (25980) 206-145, only)	EA		1					35	7
X2 0 01148		TUBE, NOZZLE 160-729 (25980) (Used on VALVE ASSEMBLY, Stock No. (25980) 206-145, only)	EA		1					35	12
X2 0 01149	4930-785-5084	ELBOW, METER VALVE 159-036 (25980)	EA		1					35	1



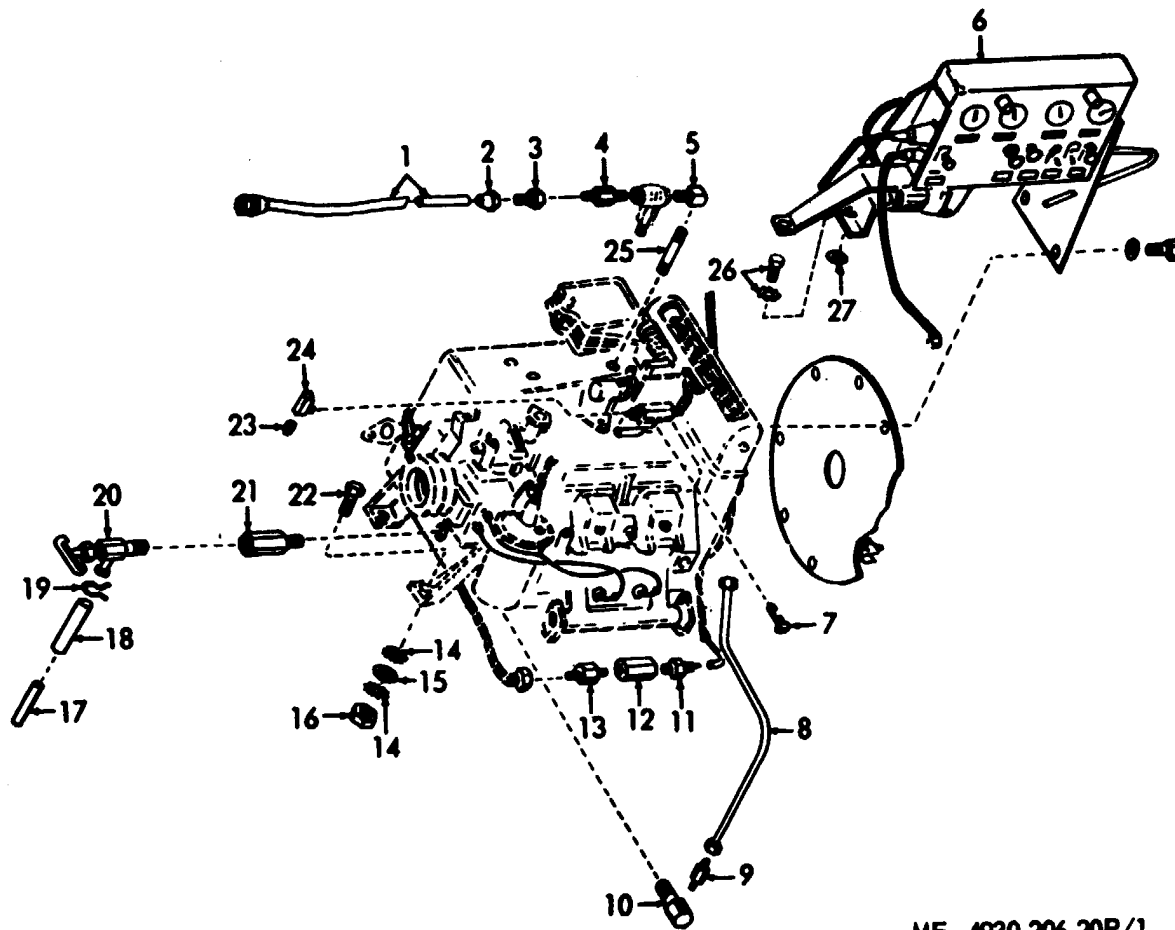
(1) SMR CODE INDEX NO.	(2) FEDERAL STOCK NUMBER	(3) DESCRIPTION  REFERENCE NO. & MFR CODE      USABLE ON CODE	(4) UNIT OF ISSUE	(5) QTY INC IN UNIT PACK	(6) QTY INC IN UNIT	(7) 15-DAY ORGANIZATIONAL MAINTENANCE ALW				(8) ILLUS- TRATION	
						(a)	(b)	(c)	(d)	(a) FIG NO.	(b) ITEM NO.
						1-5	6-20	21-50	51-100		
P 0 01150	4930-979-5573	METER: pints 9841 (05105) (Used on VALVE ASSEMBLY, Stock No. (25980) 206-145, only)	EA		1		SEE	GRP	7202		
P 0 01151	4930-979-5576	METER: quarts 10871 (05105) (Used on VALVE ASSEMBLY, Stock No. (25980) 206-146, only)	EA		1		SEE	GRP	7202		
P 0 01152	4930-021-5975	NOZZLE ASSEMBLY 203-265 (25980) (Used on VALVE ASSEMBLY, Stock No. (25980) 206-146, only)	EA		1	*	*	*	*	35	
X2 0 01153	4930-831-3972	BUSHING, NOZZLE 155-502 (25980) (Used on VALVE ASSEMBLY, Stock No. (25980) 206-146, only)	EA		1					35	4
X2 0 01154		NOZZLE, VALVE 203-655 (25980) (Used on VALVE ASSEMBLY, Stock No. (25980) 206-146, only)	EA		1					35	6
X2 0 01155		SPOUT, NOZZLE 159-246 (25980) (Used on VALVE ASSEMBLY, Stock No. (25980) 206-146, only)	EA		1					35	5
P 0 01156	5330-576-4996	PACKING, PREFORMED: elbow 157-195 (25980)	EA		2	*	2	2	4	35	2
X2 0 R 01157	4930-212-5852	VALVE ASSEMBLY, CONTROL 202-911 (25980)	EA		1					35	
X2 0 01158		BODY AND GUIDE: valve 205-347 (25980)	EA		1					35	37
X2 0 01159		BODY, VALVE 158-658 (25980)	EA		1					35	28
P 0 01160	4930-212-5808	BUSHING, VALVE GUIDE 158-668 (25980)	EA		1	*	*	*	*	35	21
X2 0 01161	4930-212-5814	HANDLE, VALVE 159-118 (25980)	EA		1					35	16
X2 0 01162	4930-212-5815	LATCH, TRIGGER, VALVE 159-168 (25980)	EA		1					35	25

(1) SMR CODE INDEX NO.	(2) FEDERAL STOCK NUMBER	(3) DESCRIPTION  REFERENCE NO. & MFR CODE      USABLE ON CODE		(4) UNIT OF ISSUE	(5) QTY INC IN UNIT PACK	(6) QTY INC IN UNIT	(7) 15-DAY ORGANIZATIONAL MAINTENANCE ALW				(8) ILLUS- TRATION	
							(a)	(b)	(c)	(d)	(a)	(b)
							1-5	6-20	21-50	51-100	FIG NO.	ITEM NO
X2 0 01163	4930-623-3421	NUT, LOCK: handle 158-213 (25980)		EA		1					35	18
P 0 01164	5330-265-1100	PACKING, PREFORMED: piston 158-674 (25980)		EA		1	*	2	2	4	35	35
P 0 01165	4930-338-8796	PACKING, PREFORMED: piston 158-673 (25980)		EA		1	*	2	2	4	35	23
P 0 01166	4930-691-8143	PACKING, PREFORMED: plug end 156-401 (25980)		EA		2	2	2	4	8	35	36
P 0 01167	4930-691-8139	PACKING, PREFORMED: valve inlet 155-500 (25980)		EA		1	*	2	2	4	35	29
0 01168	5315-839-2325	PIN, COTTER: handle pin		EA		1	*	*	*	*	35	20
X2 0 01169	4930-623-3361	PIN, ROLL: latch stop 101-354 (25980)		EA		1					35	14
X2 0 01170	4930-623-3360	PIN, SPRING: latch spring 101-349 (25980)		EA		1					35	27
0 01171	5315-785-5076	PIN, STRAIGHT, HEADED: latch pivot		EA		1	*	*	*	*	35	15
X2 0 01172	4930-475-1701	PISTON, CONTROL VALVE 160-710 (25980)		EA		1					35	33
X2 0 01173	4930-404-4547	ROD ASSEMBLY, PUSH 203-977 (25980)		EA		1					35	24
X2 0 01174	4930-404-4546	SEAL, VALVE 160-708 (25980)		EA		1					35	31
0 01175	5305-623-3422	SETSCREW: adjusting		EA		1	*	*	*	*	35	17
X2 0 01176	5340-141-1744	SPACER, RING: piston 150451 (25980)		EA		1					35	22
X2 0 01177	4930-532-4788	SPRING, HELICAL, COMPRESSION: valve 159-080 (25980)		EA		1					35	34
P 0 01178	5340-025-3310	SPRING, TORSION: latch stop 158-671 (25980)		EA		1	*	*	*	*	35	26

(1) SMR CODE INDEX NO.	(2) FEDERAL STOCK NUMBER	(3) DESCRIPTION  REFERENCE NO. & MFR CODE      USABLE ON CODE	(4) UNIT OF ISSUE	(5) QTY INC IN UNIT PACK	(6) QTY INC IN UNIT	(7) 15-DAY ORGANIZATIONAL MAINTENANCE ALW				(8) ILLUS- TRATION	
						(a)	(b)	(c)	(d)	(a)	(b)
						1-5	6-20	21-50	51-100	FIG NO.	ITEM NO
X2 0 01179	4930-212-5854	SWIVEL, ASSEMBLY: inlet 202-994 (25980)	EA		1					35	30
X2 0 01180	4930-718-4050	VALVE, PISTON 160-709 (25980)	EA		1					35	32
0 01181	5310-789-0672	WASHER, FLAT: handle pin	EA		1	*	*	*	*	35	19
X2 0 01182	4930-623-3432	VALVE BODY 200-247 (25980)	EA		1					34	
X1 01183		BODY, UPPER 203-222 (25980)	EA		1					34	7
X1 01184		SEST, VALVE: body 150-500 (25980)	EA		1					34	27
X2 0 01185	4820-262-7396	VALVE, GLOBE: air inlet 0110 (15529)	EA		1					32	3
0 01186	5310-378-3882	WASHER, FLAT: outlet adapter	EA		1	*	*	*	*	31	7
X2 0 01187		WASHER, LOCK: bracket and U bolt mtg int, ext tooth, ¼ in. screw size 101-437 (25980)	EA		13					12	13
X2 0 01188		WASHER, LOCK: roller plate mtg, ¼ in. screw size 100-016 (25980)	EA		20					30	16
01189		GROUP 76 – FIRE FIGHTING EQUIPMENT COMPONENTS									
01190		7603 – FIRE EXTINGUISHERS									
X2 0 01191		BRACKET, FIRE EXTINGUISHERS 206-551 (25980)	EA		1					18	13
X2 0 01192	4210-881-0531	EXTINGUISHER, FIRE, DRY CHEMICAL: 2/1/2 lb 874195 (33525)	EA		1					18	12
0 01193	5310-194-8191	NUT, PLAIN, HEXAGON: fire extinguisher bracket mtg	EA		3	*	*	*	*	18	14
X2 0 01194	5305-044-6609	SCREW, ASSEMBLED WASHER: fire extinguisher bracket mtg, ¼-20 thd size, 5/8 in. lg. 446609 (00000)	EA		5					18	38

(1) SMR CODE INDEX NO.	(2) FEDERAL STOCK NUMBER	(3) DESCRIPTION  REFERENCE NO. & MFR CODE      USABLE ON CODE	(4) UNIT OF ISSUE	(5) QTY INC IN UNIT PACK	(6) QTY INC IN UNIT	(7) 15-DAY ORGANIZATIONAL MAINTENANCE ALW				(8) ILLUS- TRATION	
						(a)	(b)	(c)	(d)	(a)	(b)
						1-5	6-20	21-50	51-100	FIG NO.	ITEM NO
0 01195	5310-017-8523	WASHER, LOCK: bracket mtg, internal, external Tooth, ¼ in screw size	EA		3	*	*	*	*	18	15
01196		GROUP 95 – GENERAL USE STANDARDIZED PARTS									
01197		9501 – BULK MATERIAL									
P 0 01198	5330-551-5200	CORK, SHEET	SH			*	*	*	*		
P 0 01199	4710-277-5529	TUBE, COPPER	FT			*	*	*	*		
P 0 01200	6145-772-0853	WIRE, ELECTRICAL	FT			*	*	*	*		
01201		GROUP 99 – PARTS PECULIAR									
01202		9901 – MULTI – LISTED PARTS									
X2 0 01203		CONDUIT 70-215-22 (25980)	EA		2						
X2 0 01204	5970-833-8562	INSULATOR, BUSHING 8338562 (00000)	EA		8						
X2 0 01205	5970-983-7136	INSULATION TAPE 33 (76381)	RL								
X2 0 01206		KNOB, VENT 162-079 (25980)	EA		2						
X2 0 01207		MARKER, WIRE FD5 (80325)	EA		4						
X2 0 01208		MARKER, WIRE F1D (80325)	EA		8						
X2 0 01209		MARKER, WIRE F8D (80325)	EA		8						
P 0 01210	4310-065-0338	PACKING, PREFORMED OR111 (11568)	EA		2	2	2	4	8		
X2 0 01211	5935-833-8561	SHELL, MALE 8338561 (00000)	EA		7						

(1) SMR CODE INDEX NO.	(2) FEDERAL STOCK NUMBER	(3) DESCRIPTION  REFERENCE NO. & MFR CODE      USABLE ON CODE	(4) UNIT OF ISSUE	(5) QTY INC IN UNIT PACK	(6) QTY INC IN UNIT	(7) 15-DAY ORGANIZATIONAL MAINTENANCE ALW				(8) ILLUS- TRATION	
						(a)	(b)	(c)	(d)	(a) FIG NO.	(b) ITEM NO
X2 0 01212	5940-798-2997	TERMINAL, LUG 7982997 (00000)	EA		8						
X2 0 01213	5940-644-8713	TERMINAL, LUG RB873 (59730)	EA		4						
X2 0 01214	5940-557-1627	TERMINAL, LUG RB863 (59730)	EA		5						
X2 0 01215	5940-534-0970	TERMINAL, LUG RB853 (59730)	EA		10						
X2 0 01216		VALVE, OIL DRAIN: engine and compressor 206-549 (25980)	EA		2						



**INDEX TO PARTS, FIGURE 1**

Reference Number	Functional Group	Item Name
1	0306	HOSE
3	0306	ADAPTER
4	0306	ADAPTER
5	0306	ELBOW
6	0607	PANEL AY
7	5012	SCREW
8	4702	TUBE
9	4702	ADAPTER
10	4702	ELBOW
11	0610	TRANSMITTER
12	0610	TEE AY
13	0610	ADAPTER
14	0100	WASHER
15	0100	WASHER
16	0100	NUT
17	0106	PIPE
18	0106	HOSE
19	0106	CLAMP
20	0106	VALVE
21	0106	ADAPTER
22	0100	SCREW
23	5012	SETSCREW
24	5012	ARM
25	0306	NIPPLE
26	0607	SCREW
27	0607	WASHER

ME 4930-206-20P/1

**Figure 1. Engine and Components.**

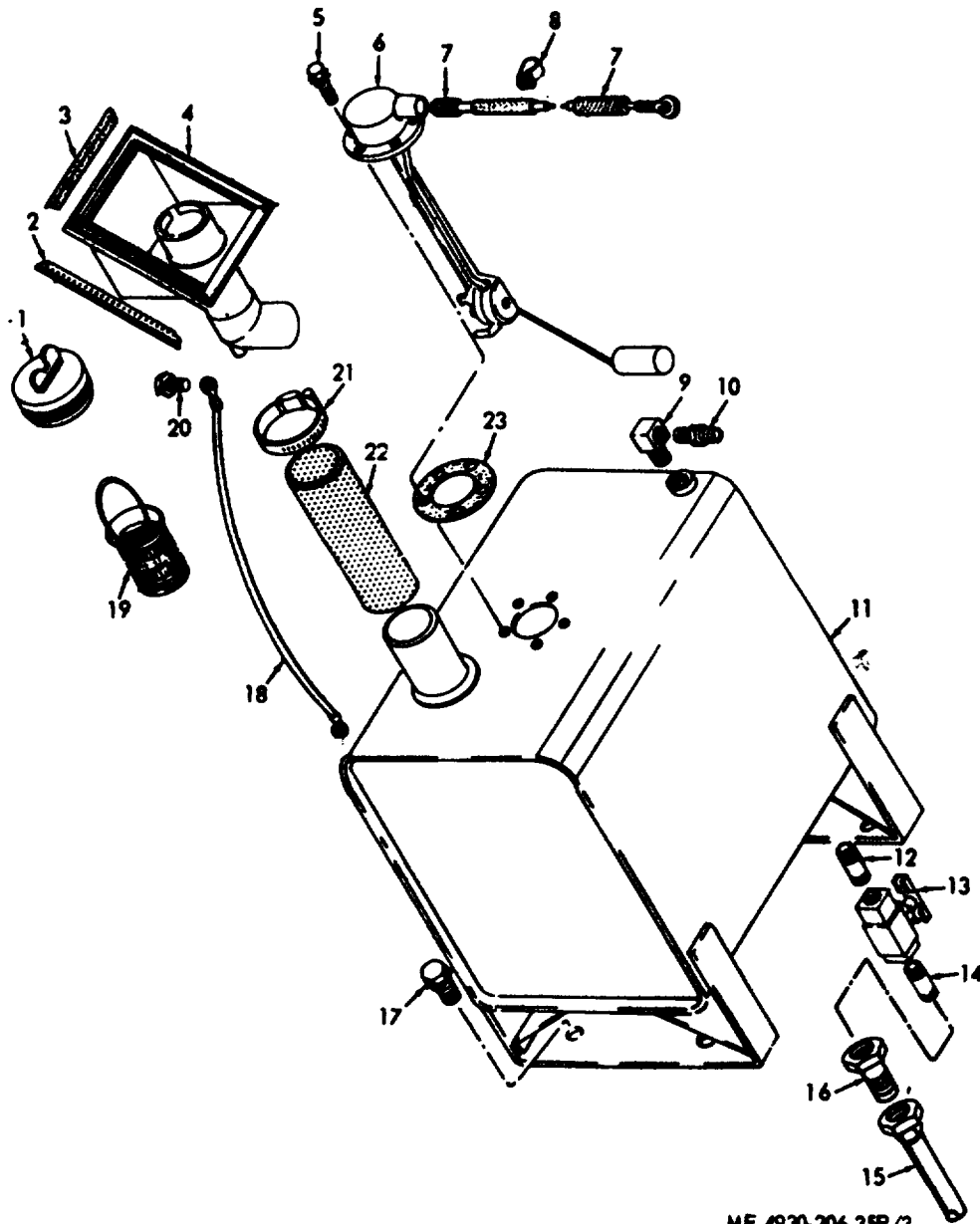
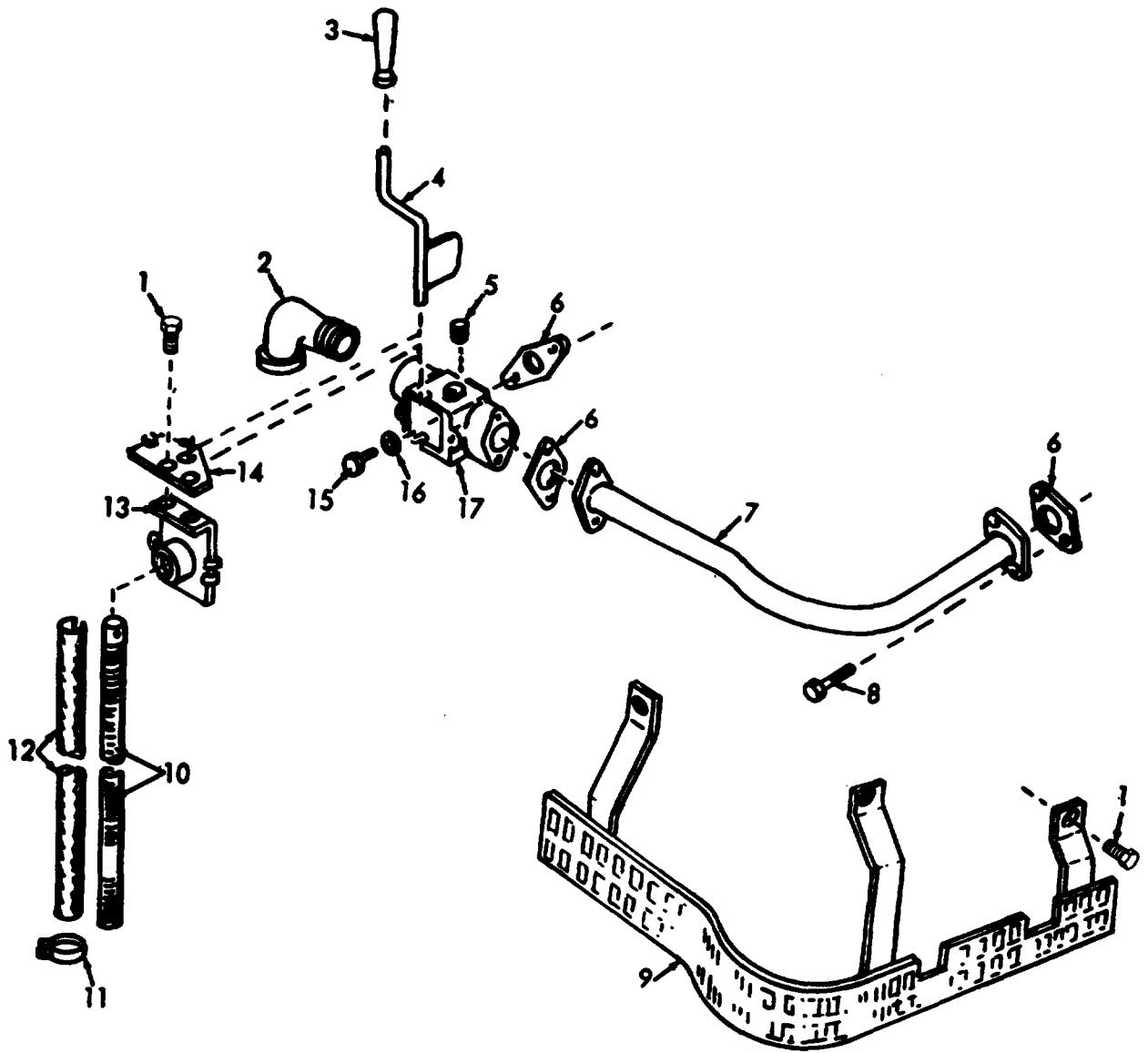


Figure 2. Fuel Tank-and Filler.

ME 4930-206-35P/3

**INDEX TO PARTS, FIGURE 2**

Reference Number	Functional Group	Item Name	Reference Number	Functional Group	Item Name
1	0306	CAP	13	0306	COCK
2	0306	SEAL	14	0306	NIPPLE
3	0306	SEAL	15	0306	HOSE
3	0306	FILLER AY	16	0306	ADAPTER
5	0610	SCREW	17	0306	SCREW
6	0610	TRANSMITTER	18	0306	CABLE
7	0610	WIRE AY	19	0306	STRAINER
8	0610	CLAMP	20	0306	BOLT
9	0306	ELBOW	21	0306	CLAMP
10	0306	NIPPLE	22	0306	HOSE
11	0306	TANK	23	0610	GASKET
12	0306	NIPPLE			



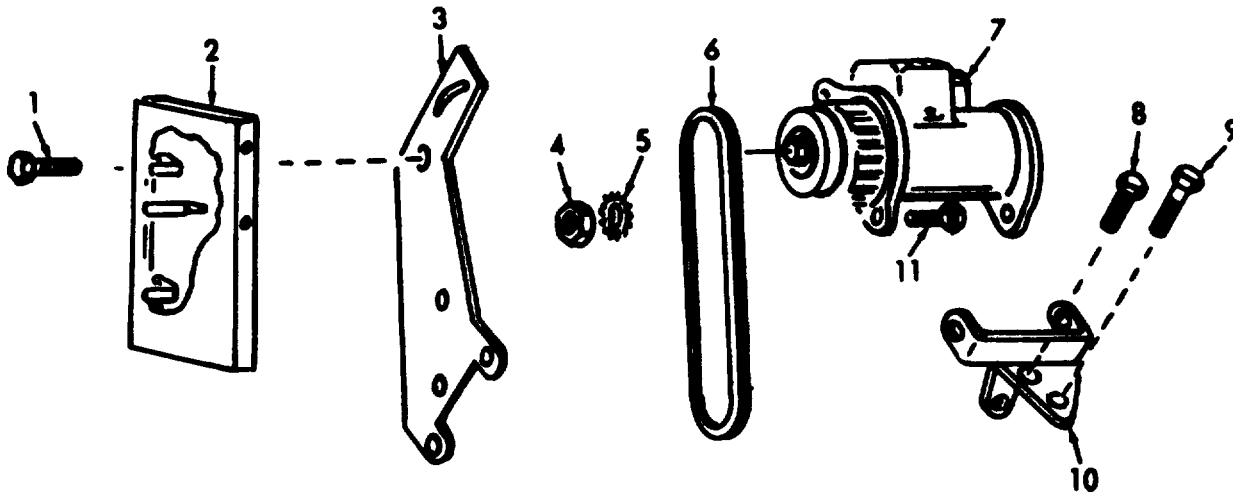
ME 4930-206-35P/4

Figure 3. Exhaust System.

**INDEX TO PARTS, FIGURE 3**

Reference Number	Functional Group	Item Name	Reference Number	Functional Group	Item Name
1	0401	BOLT	10	2207	TUBE
2	0401	ELBOW	11	0401	CLAMP
3	0401	HANDLE	11	2207	CLAMP
4	0401	DEFLECTOR	12	0401	TUBE AY
5	0401	PLUG	12	2207	TUBE AY
6	0401	GASKET	13	0401	CAP
7	0401	TUBE	14	0401	LATCH
8	0401	SCREW	15	0401	SCREW
9	0401	GUARD	16	0401	WASHER
10	0401	TUBE	17	0401	HOUSING



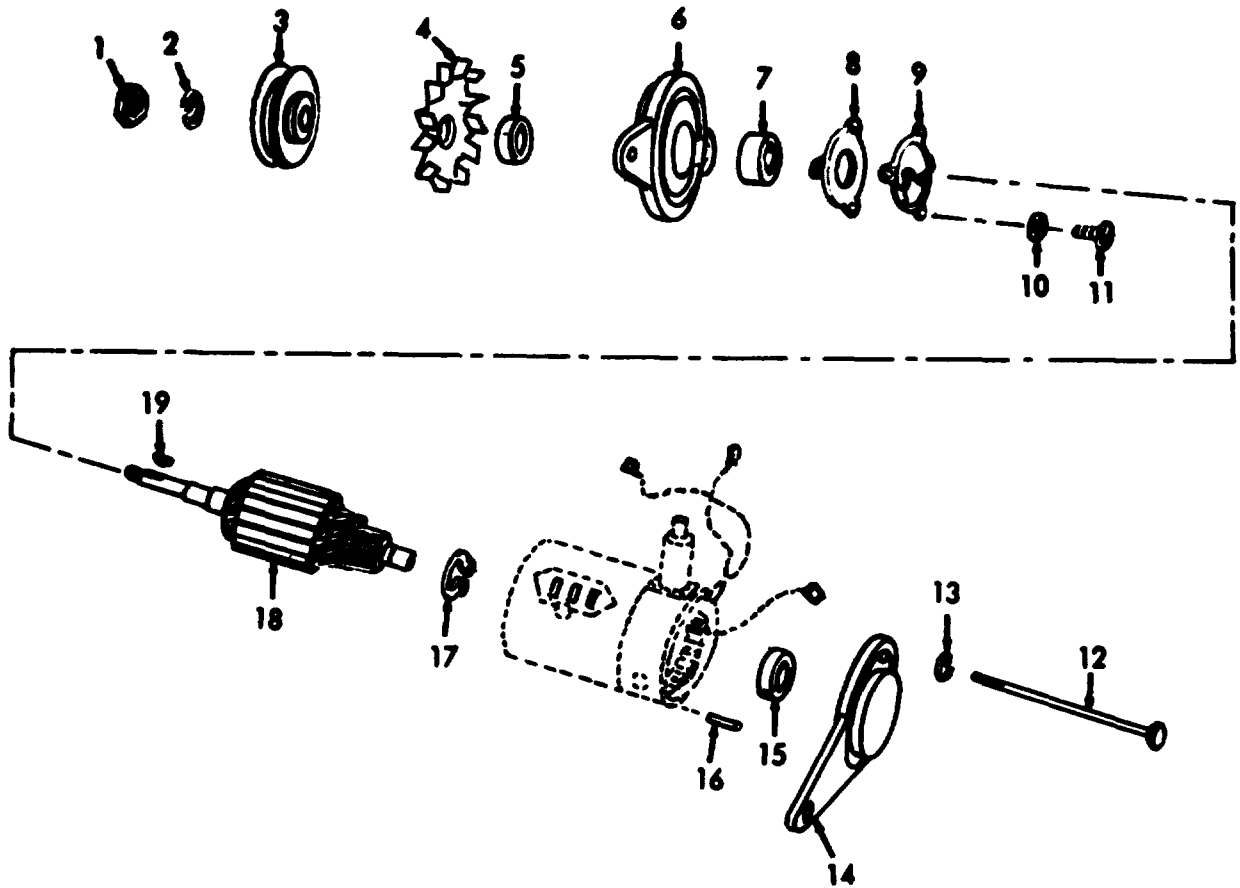


ME 4930-206-35P/5

Figure 4. Generator and Drive.

**INDEX TO PARTS, FIGURE 4**

Reference Number	Functional Group	Item Name	Reference Number	Functional Group	Item Name
1	0601	BOLT	7	0601	GENERATOR
2	0601	GUARD	8	0601	SCREW
3	0601	BRACKET	9	0601	SCREW
4	0601	NUT	10	0601	BRACKET
5	0601	WASHER	11	0601	SCREW
6	0601	BELT			

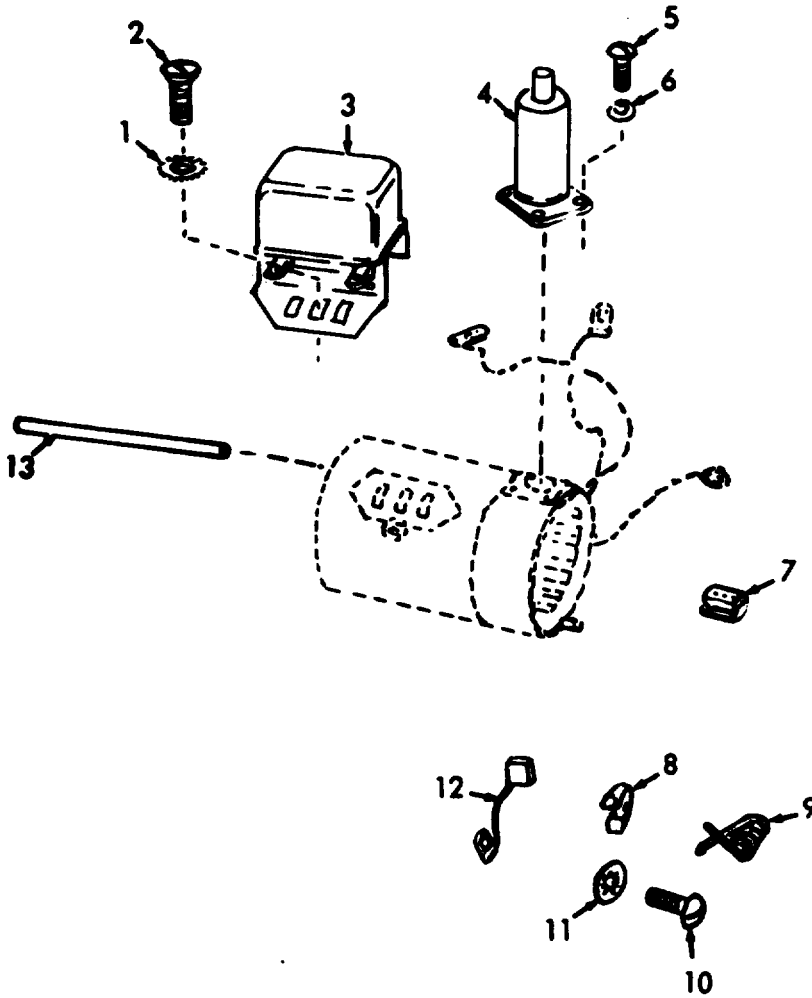


ME 4930-206-35P/6

Figure 5. Generator (1).

INDEX TO PARTS, FIGURE 5

Reference Number	Functional Group	Item Name	Reference Number	Functional Group	Item Name
1	0601	NUT	11	0601	SCREW
2	0601	WASHER	12	0601	BOLT
3	0601	PULLEY	13	0601	WASHER
4	0601	FAN	14	0601	FRAME
5	0601	COLLAR	15	0601	BEARING
6	0601	FRAME	16	0601	PIN
7	0601	BEARING	17	0601	RING
8	0601	PLATE	18	0601	ARMATURE
9	0601	SPRING	19	0601	KEY
10	0601	WASHER			

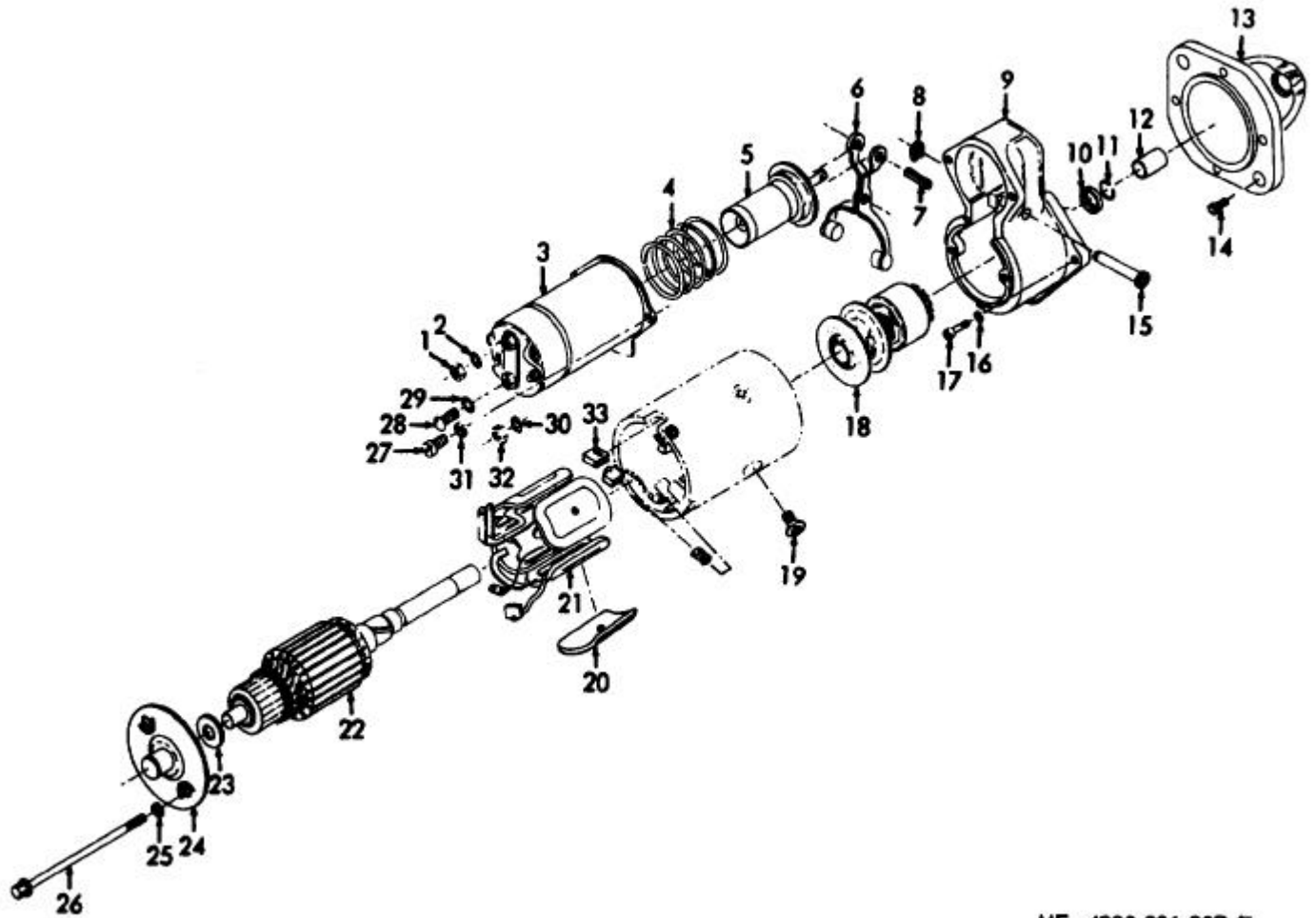


ME 4930-206-35P/7

Figure 6. Generator (2).

**INDEX TO PARTS, FIGURE 6**

Reference Number	Functional Group	Item Name	Reference Number	Functional Group	Item Name
1	0602	WASHER	8	0601	HOLDER
2	0602	SCREW	9	0601	SPRING
3	0602	CUTOUT RELAY	10	0601	SCREW
4	0601	CONDENSER	11	0601	WASHER
5	0601	SCREW	12	0601	BRUSH
6	0601	WASHER	13	0601	SCREW
7	0601	GROMMET			

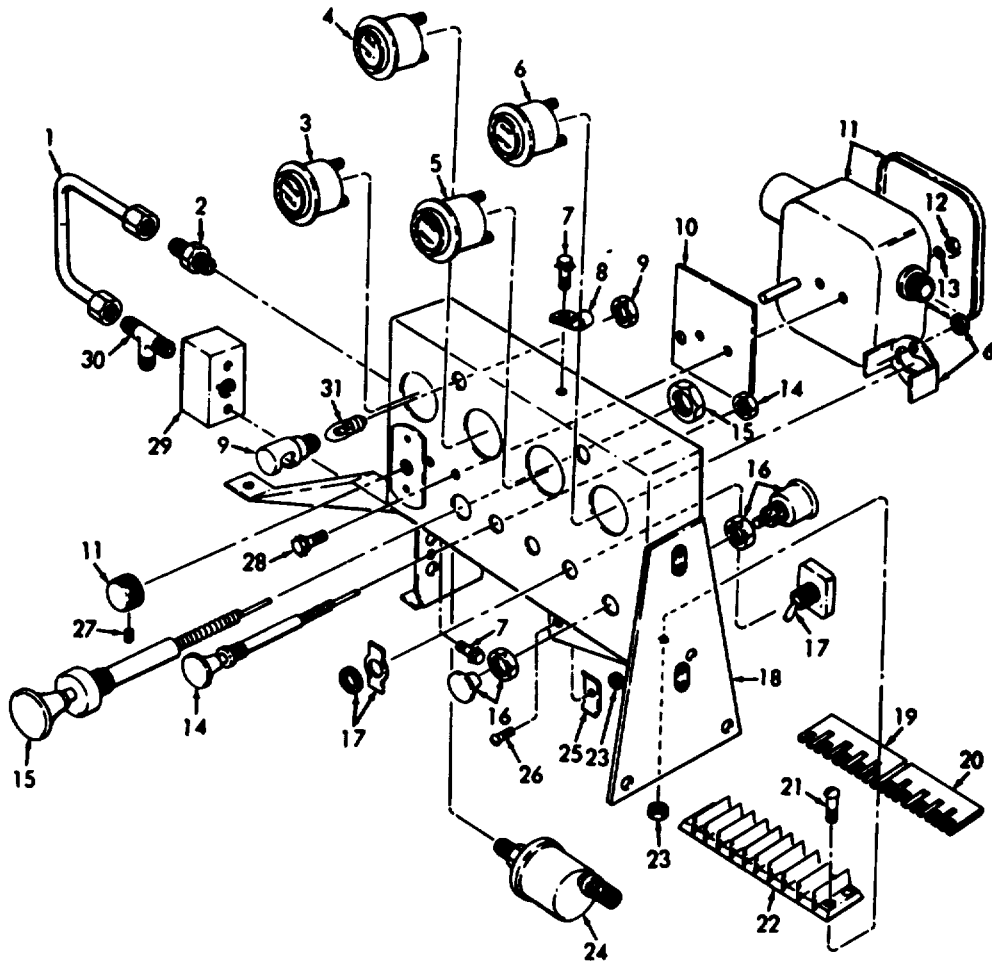


ME 4930-206-20P/7

Figure 7. Starter.

**INDEX TO PARTS, FIGURE 7**

Reference Number	Functional Group	Item Name	Reference Number	Functional Group	Item Name
1	0603	NUT	18	0603	DRIVE
2	0603	WASHER	19	0603	SCREW
3	0603	SWITCH	20	0603	SHOE
4	0603	SPRING	21	0603	COIL AY
5	0603	PLUNGER	22	0603	ARMATURE
6	0603	LEVER AY	23	0603	WASHER
7	0603	PIN	24	0603	COLLAR
8	0603	RING	25	0603	WASHER
9	0603	HOUSING	26	0603	BOLT
10	0603	STOP	27	0603	SCREW
11	0603	CLIP	28	0603	SCREW
12	0603	BUSHING	29	0603	WASHER
13	0603	HOUSING	30	0603	WASHER
14	0603	SCREW	31	0603	WASHER
15	0603	STUD	32	0603	NUT
16	0603	WASHER	33	0603	GROMMET
17	0603	SCREW			



ME 4930-206 35P/9

Figure 8. Control Panel.

INDEX TO PARTS, FIGURE 8

Reference Number	Functional Group	Item Name	Reference Number	Functional Group	Item Name
1	4702	TUBE	17	0607	SWITCH
2	4702	ADAPTER	18	0607	PANEL
3	0607	INDICATOR	19	0607	STRIP
4	0607	INDICATOR	20	0607	STRIP
5	0607	INDICATOR	21	0607	SCREW
6	0607	METER	22	0607	TERMINAL BOARD
7	0607	BOLT	23	0607	NUT
8	0607	CLAMP	24	0610	TRANSMITTER
9	0607	LAMP	25	0607	CLAMP
10	0607	SPACER	26	0607	SCREW
11	0607	CONTROL	27	0606	SETSCREW
12	0607	NUT	28	0607	SCREW
13	0607	WASHER	29	4702	MANIFOLD
14	0312	CONTROL	30	4702	TEE
15	0312	CONTROL	31	0607	LAMP
16	0607	SWITCH			

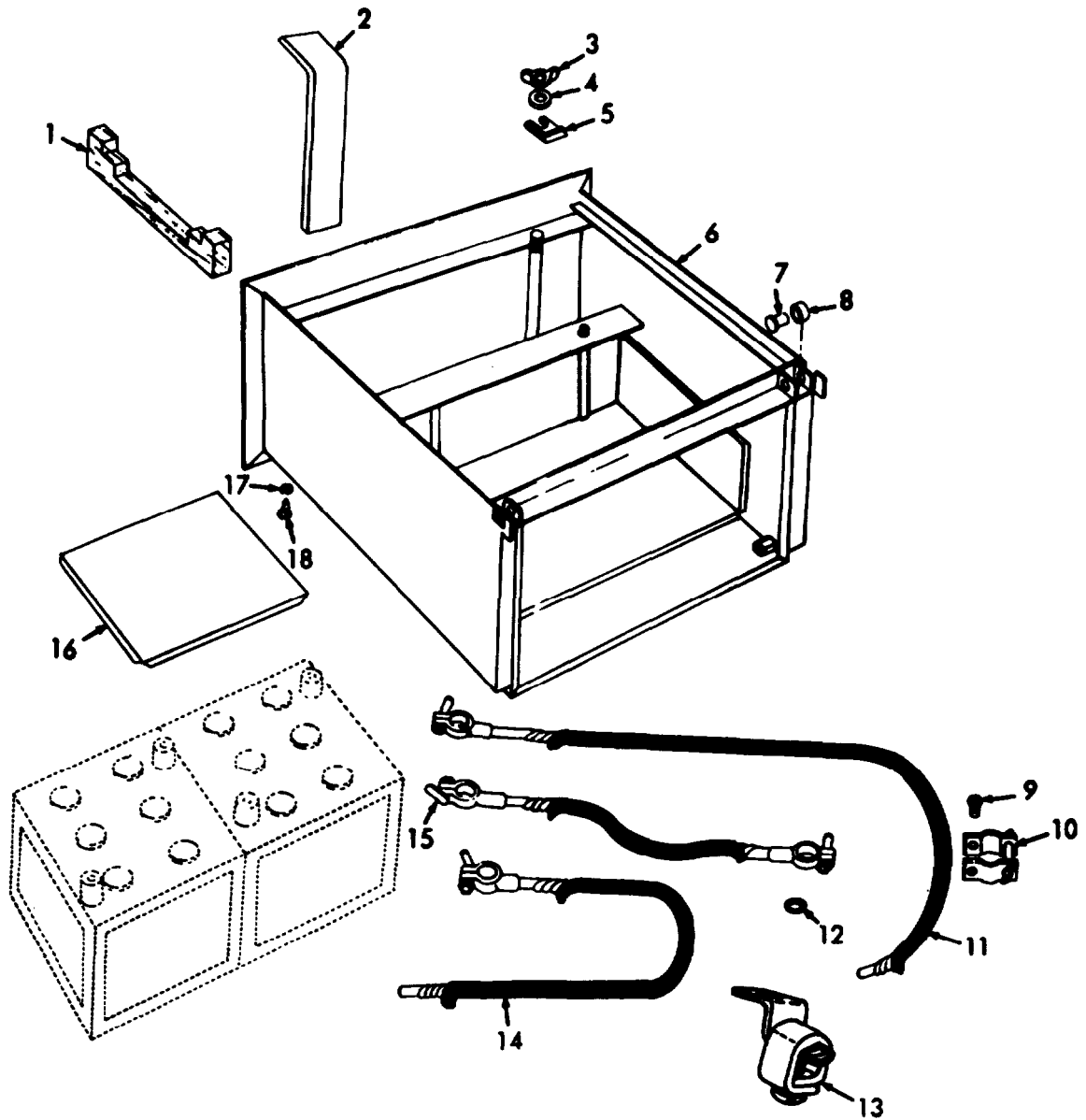
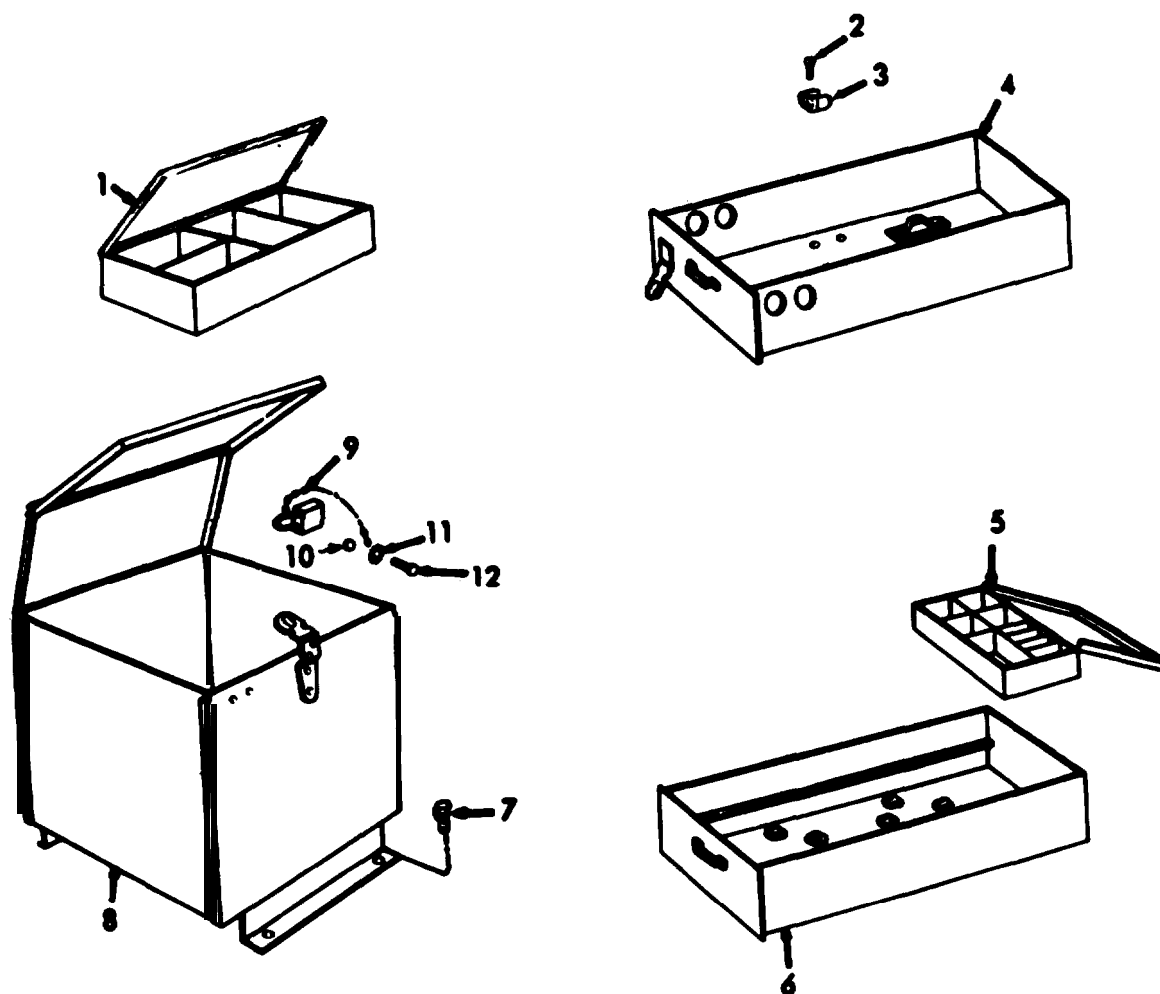


Figure 9. Battery Box and Cables.

Reference Number	Functional Group	Item Name	Reference Number	Functional Group	Item Name
1	0612	SHIM	10	0612	CLAMP
2	0612	BAR	11	0612	CABLE AY
3	0612	NUT	12	0612	GROMMET
4	0612	WASHER	13	0612	CLAMP
5	0612	CLAMP	14	0612	CABLE AY
6	0612	DRAWER	15	0612	LEAD
7	0612	PIN	16	0612	TRAY
8	0612	ROLLER	17	0612	WASHER
9	0612	SCREW	18	0612	SCREW

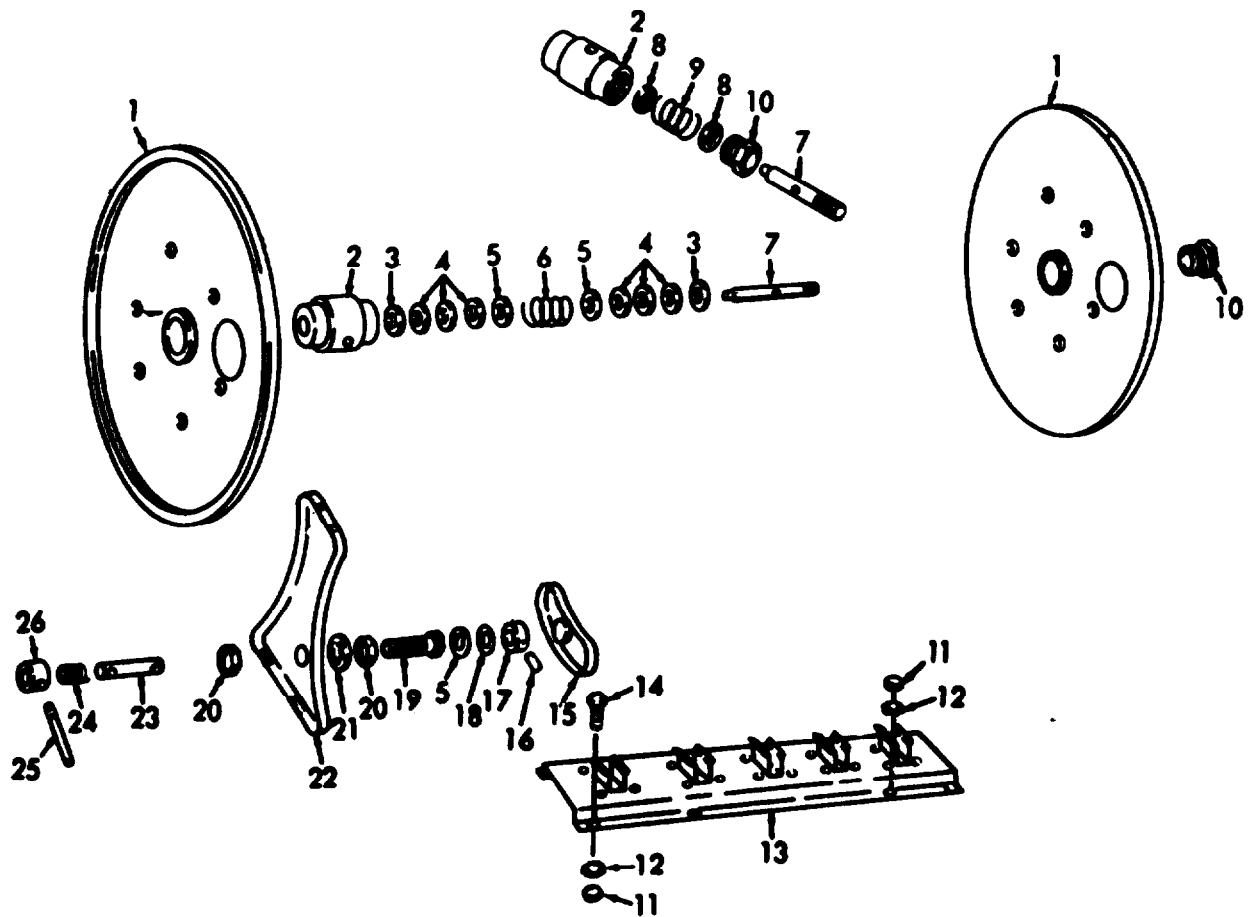


ME 4930-206-35P/11

Figure 10. Tool Box and Drawers.

INDEX TO PARTS, FIGURE 10

Reference Number	Functional Group	Item Name	Reference Number	Functional Group	Item Name
1	1808	BOX AY	7	1808	SCREW
2	1808	SCREW	8	1808	BOX AY
3	1808	CLAMP	9	1808	PADLOCK AY
4	1808	DRAWER AY	10	1808	NUT
5	1808	TRAY AY	11	1808	WASHER
6	1808	DRAWER AY	12	1808	BOLT

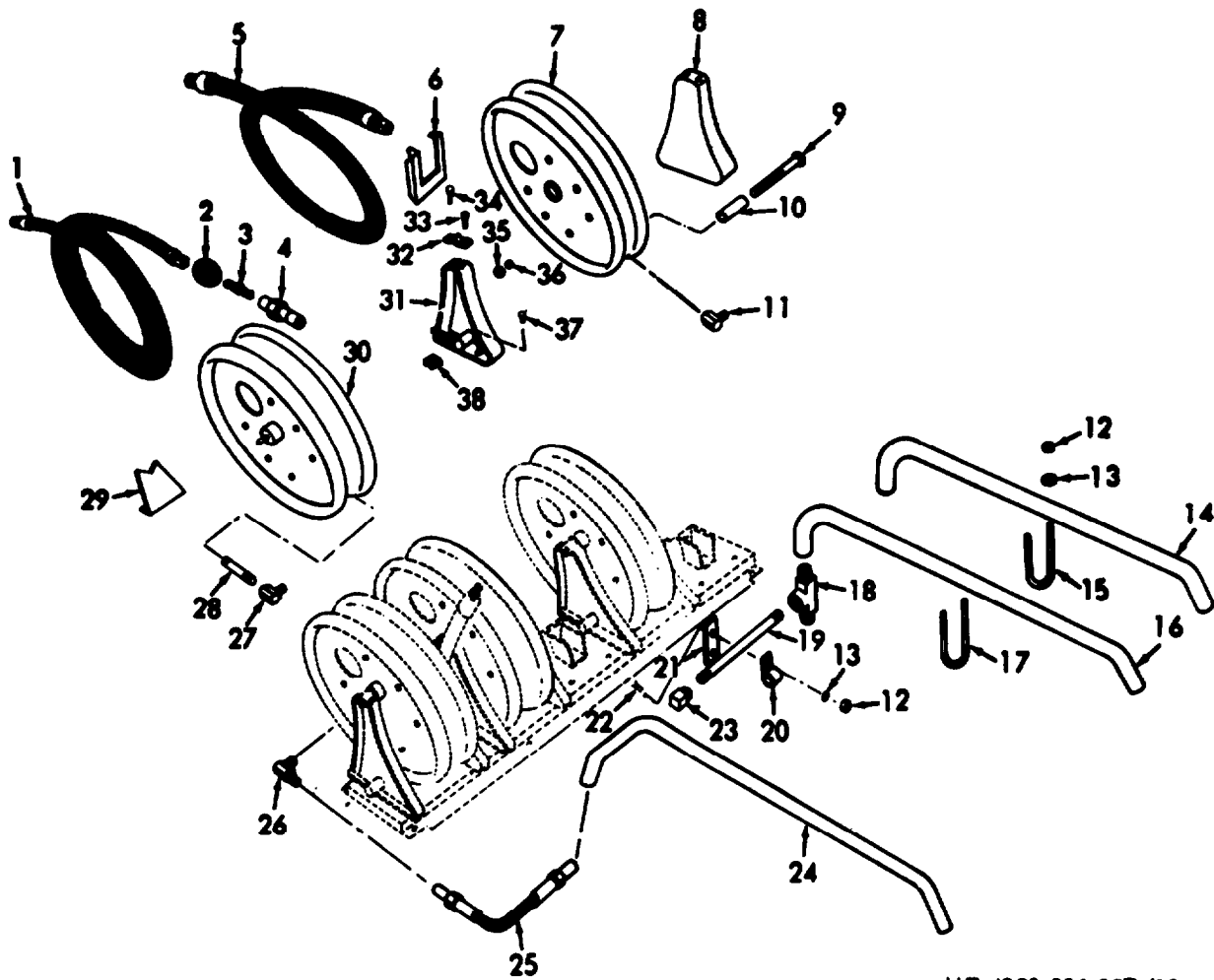


ME 4930-206-35P/12

Figure 11. Hose Reel Parts.

Reference Number	Functional Group	Item Name	Reference Number	Functional Group	Item Name
1	1808	DISK	14	1808	SCREW
2	1808	HUB	15	1808	BRAKE SHOE
3	1808	RETAINER	16	1808	PIN
4	1808	PACKING	17	1808	CAM
5	1808	RETAINER	18	1808	WASHER
6	1808	SPRING	19	1808	BUSHING
7	1808	SHAFT	20	1808	NUT
8	1808	PACKING NUT	21	1808	WASHER
9	1808	SPRING	22	1808	PEDESTAL
10	1808	PACKING NUT	23	1808	PIN
11	1808	NUT	24	1808	SPRING
12	1808	WASHER	25	1808	LEVER
13	1808	CHANNEL AY	26	1808	COLLAR





ME 4930-206-35P/13

Figure 12. Hose Reel, Hose and Lube Lines.

INDEX TO PARTS, FIGURE 12

Reference Number	Functional Group	Item Name	Reference Number	Functional Group	Item Name
1	2202	HOSE AY	20	7203	CLAMP
2	2202	BALL	21	7203	BRACKET
3	2202	ADAPTER	22	7203	BOLT
4	2202	COUPLING	23	7203	ELBOW
5	2202	HOSE AY	24	7203	TUBE
6	1808	HANGER	25	7203	HOSE AY
7	1808	REEL AY	26	7203	UNION
8	1808	PEDESTAL	27	1808	UNION
9	1808	SCREW	28	1808	NIPPLE
10	1808	SPACER	29	1808	BRACKET
11	1808	ADAPTER	30	1808	REEL AY
12	7203	NUT	31	1808	REL BRK-PED AY
13	7203	WASHER	32	1808	YOKE
14	7203	TUBE	33	1808	SCREW
15	7203	BOLT	34	1808	SETSCREW
16	7203	TUBE	35	1808	NUT
17	7203	BOLT	36	1808	WASHER
18	7203	TEE	37	1808	SCREW
19	7203	NIPPLE	38	1808	NUT

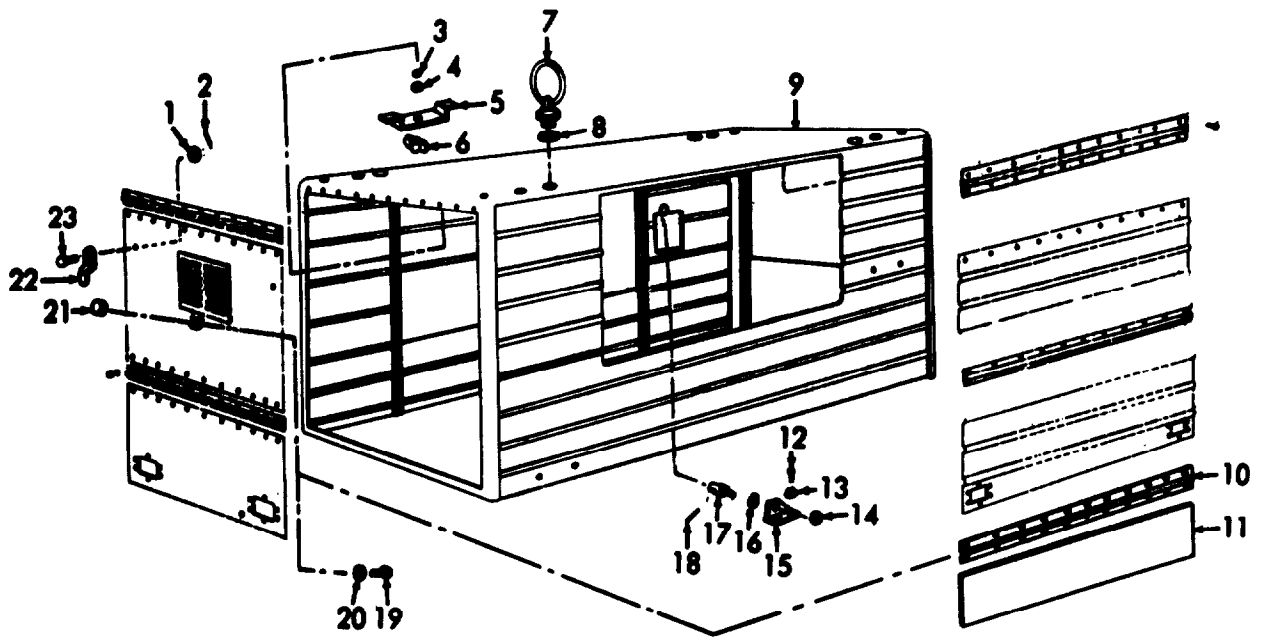
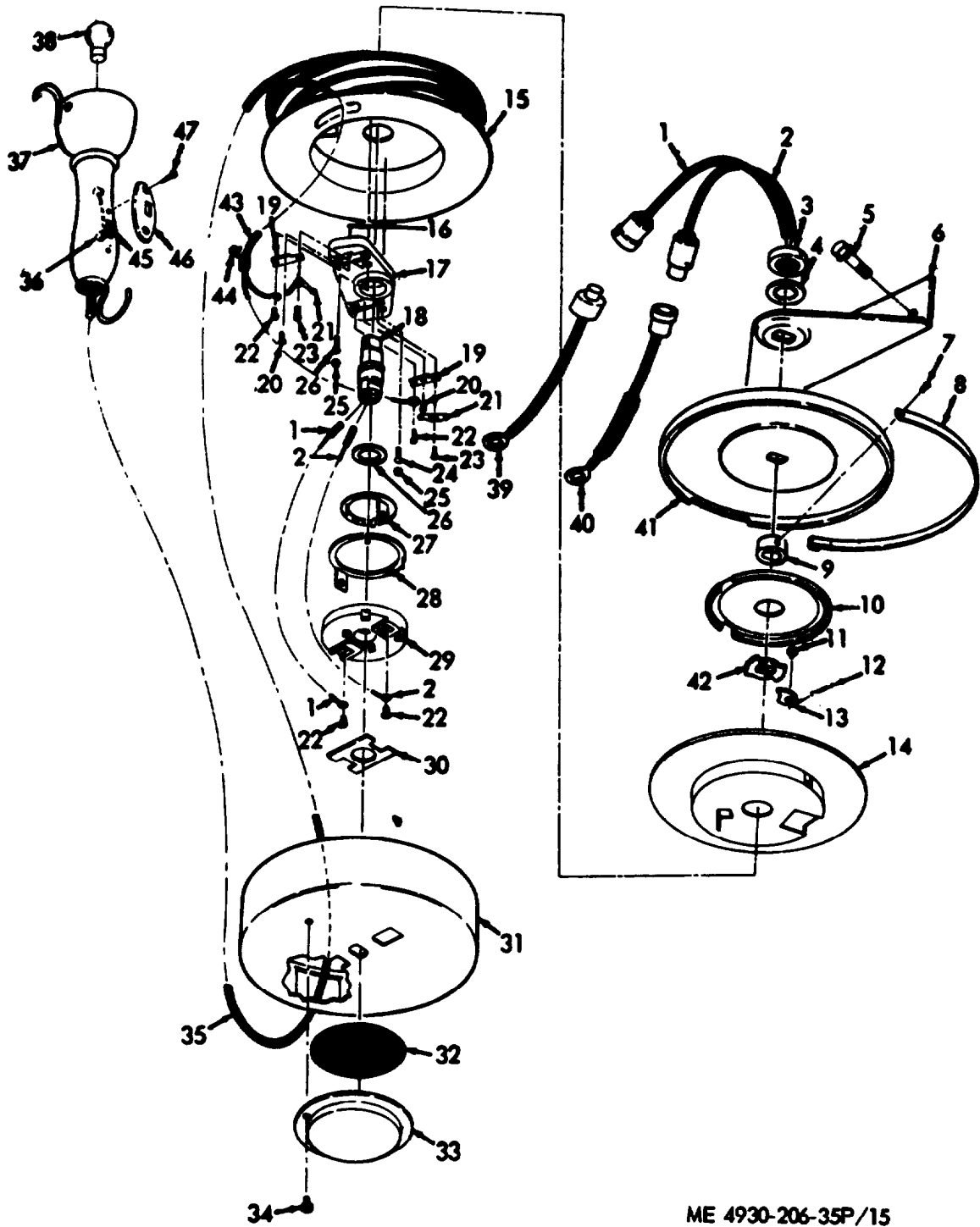


Figure 13. Enclosure and Doors.

INDEX TO PARTS, FIGURE 13

Reference Number	Functional Group	Item Name
1	1812	WASHER
2	1812	PIN
3	1812	WASHER
4	1812	NUT
5	1812	BRACKET
6	1812	NUT
7	1501	BOLT
8	1501	GASKET
9	1812	ENCLOSURE AY
10	1812	HINGE
11	1812	PROTECTOR
12	1812	SCREW
13	1812	WASHER
14	1812	NUT
15	1812	BRACKET
16	1812	WASHER
17	1812	STUD
18	1812	PIN
19	1812	SCREW
20	1812	WASHER
21	1812	KNOB
22	1812	CATCH
23	1812	PIN

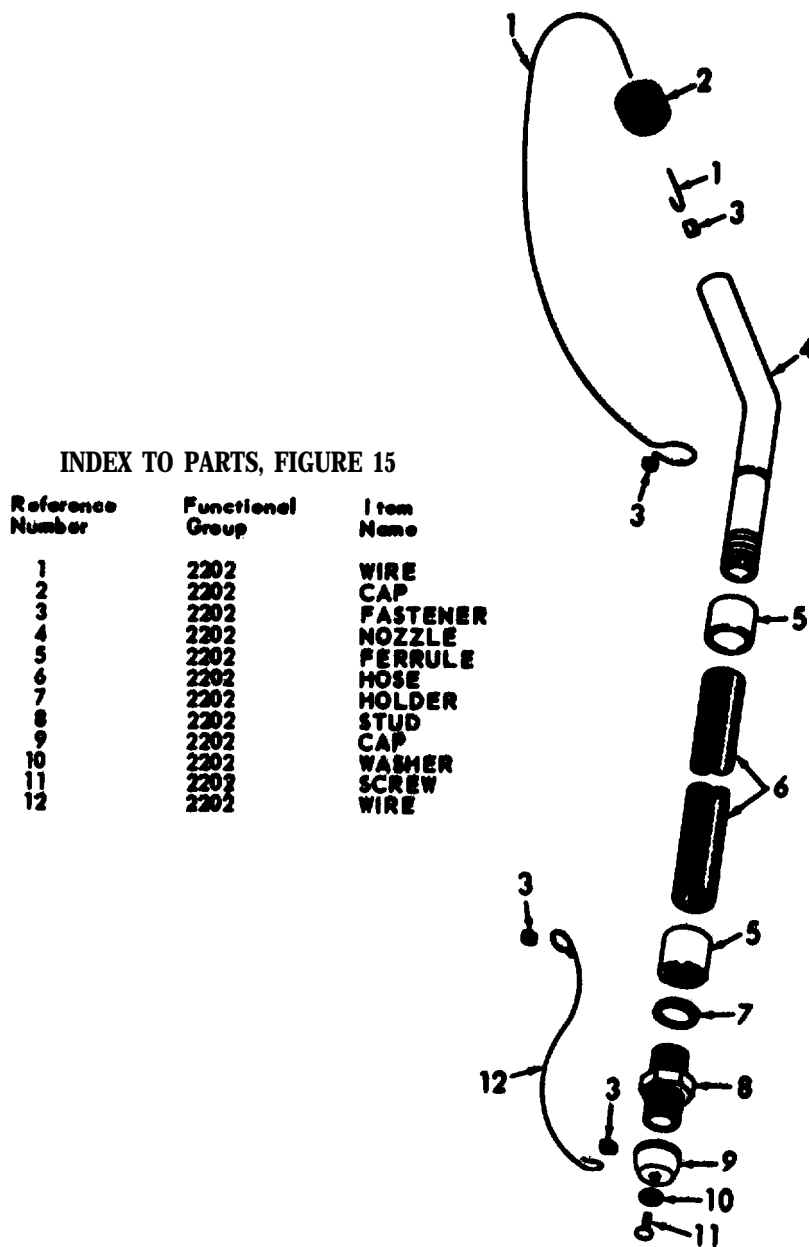


ME 4930-206-35P/15

Figure 14 Light Reel.

INDEX TO PARTS, FIGURE 14

Reference Number	Functional Group	Item Name	Reference Number	Functional Group	Item Name
1	2202	LEAD	25	2202	PLUG
2	2202	LEAD	26	2202	WASHER
3	2202	NUT	27	2202	RING
4	2202	WASHER	28	2202	RING
5	2202	BOLT	29	2202	BLOCK
6	2202	BRACKET	30	2202	SHIELD
7	2202	RIVET	31	2202	CASE AY
8	2202	SPRING	32	2202	DISC
9	2202	BUSHING	33	2202	COVER
10	2202	PLATE	34	2202	SCREW
11	2202	STUD	35	2202	WIRING HARNESS
12	2202	SPRING	36	2202	LEAD
13	2202	PAWL	37	2202	BODY
14	2202	PULLEY	38	2202	LAMP
15	2202	PULLEY	39	2202	CABLE AY
16	2202	PLUG	40	2202	WIRE AY
17	2202	BLOCK AY	41	2202	LID
18	2202	SHAFT	42	2202	RATCHET
19	2202	HOLDER	43	2202	TUBE
20	2202	RIVET	44	2202	RING
21	2202	CONTACT AY	45	2202	SWITCH
22	2202	SCREW	46	2202	PLATE
23	2202	RIVET	47	2202	SCREW
24	2202	RIVET			




INDEX TO PARTS, FIGURE 15

Reference Number	Functional Group	Item Name
1	2202	WIRE
2	2202	CAP
3	2202	FASTENER
4	2202	NOZZLE
5	2202	FERRULE
6	2202	HOSE
7	2202	HOLDER
8	2202	STUD
9	2202	CAP
10	2202	WASHER
11	2202	SCREW
12	2202	WIRE

ME 4930-206-35P/16

Figure 15. Transfer Pump Hose



ME 4930-206-35P/17

Figure 16. Alcohol Dispenser Components.

INDEX TO PARTS, FIGURE 16

Reference Number	Functional Group	Item Name	Reference Number	Functional Group	Item Name
1	2207	RING	12	2207	GASKET
2	2207	BOWL	13	2207	GLAND
3	2207	TUBE AY	14	2207	VALVE AY
4	2207	GASKET	15	2207	NUT
5	2207	BALL	16	2207	PACKING
6	2207	GASKET	17	2207	PLUG
7	2207	BODY	18	2207	GASKET
8	2207	SCREW	19	2207	PLATE
9	2207	GASKET	20	2207	DISK
10	2207	TUBE	21	2207	SPRING
11	2207	GLASS	22	2207	VALVE AY

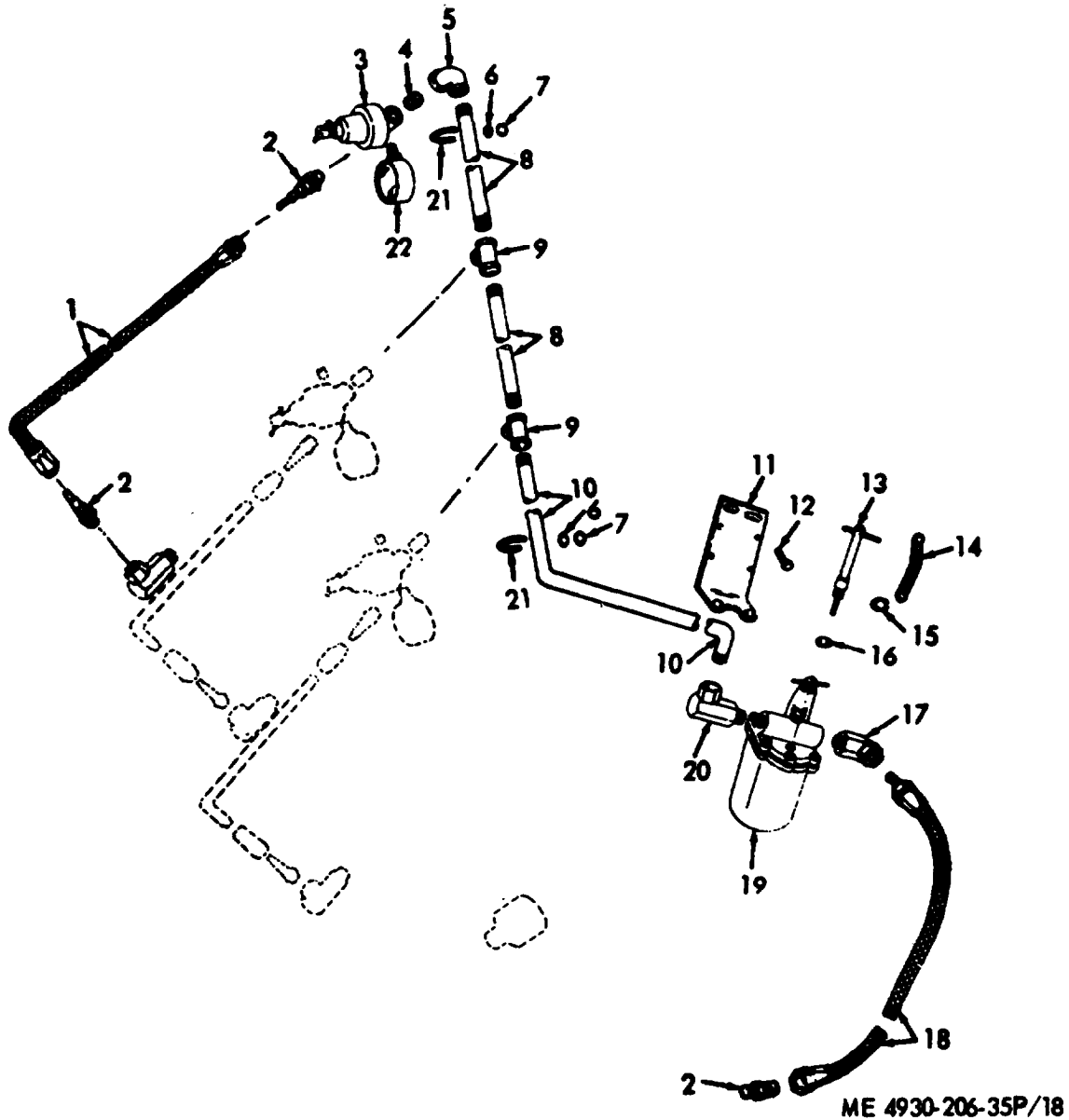
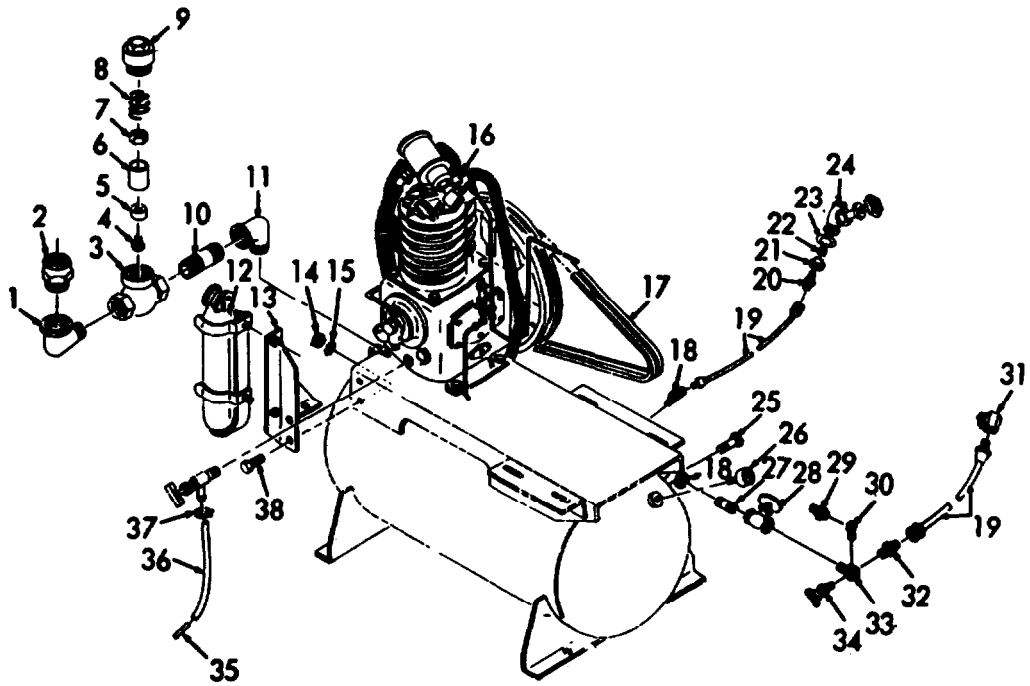


Figure 17. Alcohol Dispenser, Regulator, and Liner

INDEX TO PARTS, FIGURE 17

Reference Number	Functional Group	Item Name	Reference Number	Functional Group	Item Name
1	4705	HOSE AY	13	2207	PLUG AY
2	4705	NIPPLE	14	2207	CHAIN
2	5015	NIPPLE	15	2207	RING
3	4705	VALVE	16	2207	GASKET
4	5015	NIPPLE	17	5015	SWIVEL
5	5015	ELBOW	18	5015	HOSE AY
6	5015	WASHER	19	2207	DISPENSER AY
7	5015	NUT	20	5015	ELBOW
8	5015	NIPPLE	21	5015	BOLT
9	5015	TEE	22	4702	GAGE
10	5015	TUBE			
11	2207	BRACKET			
12	2207	BOLT			



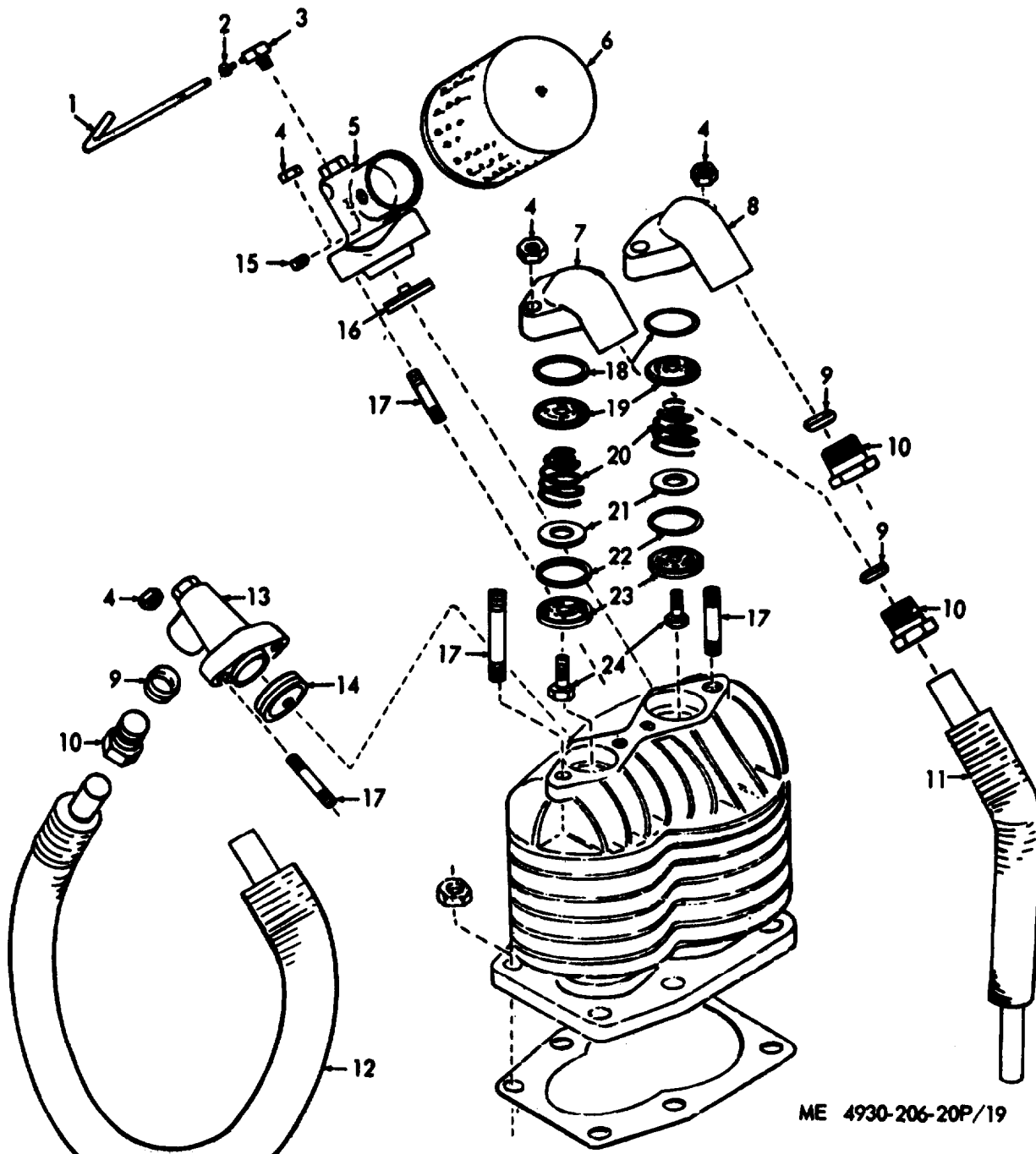
ME 4930-206-20P/18

Figure 18. Air Receiver, Compressor Components.

INDEX TO PARTS, FIGURE 18

Reference Number	Functional Group	Item Name	Reference Number	Functional Group	Item Name
1	5010	ELBOW	20	5015	COUPLING
2	5010	ADAPTER	21	5015	COUPLING
3	5010	BODY	22	5015	NIPPLE
4	5010	SCREW	23	5015	WASHER
5	5010	DISK	24	5015	VALVE
6	5010	PLUNGER	25	5014	VALVE
7	5010	NUT	26	4702	GAGE
8	5010	SPRING	27	5015	NIPPLE
9	5010	CAP	28	5015	VALVE
10	5010	NIPPLE	29	5015	NIPPLE
11	5010	ELBOW	30	5015	ELBOW
11	5015	ELBOW	31	5015	UNION
12	7603	EXTINGUISHER	32	5015	NIPPLE
13	7603	BRACKET	33	5015	MANIFOLD
14	7603	NUT	34	5015	COCK
15	7603	WASHER	35	5006	PIPE
16	5000	COMPRESSOR	36	5006	HOSE
17	5007	BELT	37	5006	CLAMP
18	5015	ELBOW	38	7603	SCREW
19	5015	HOSE AY			





ME 4930-206-20P/19

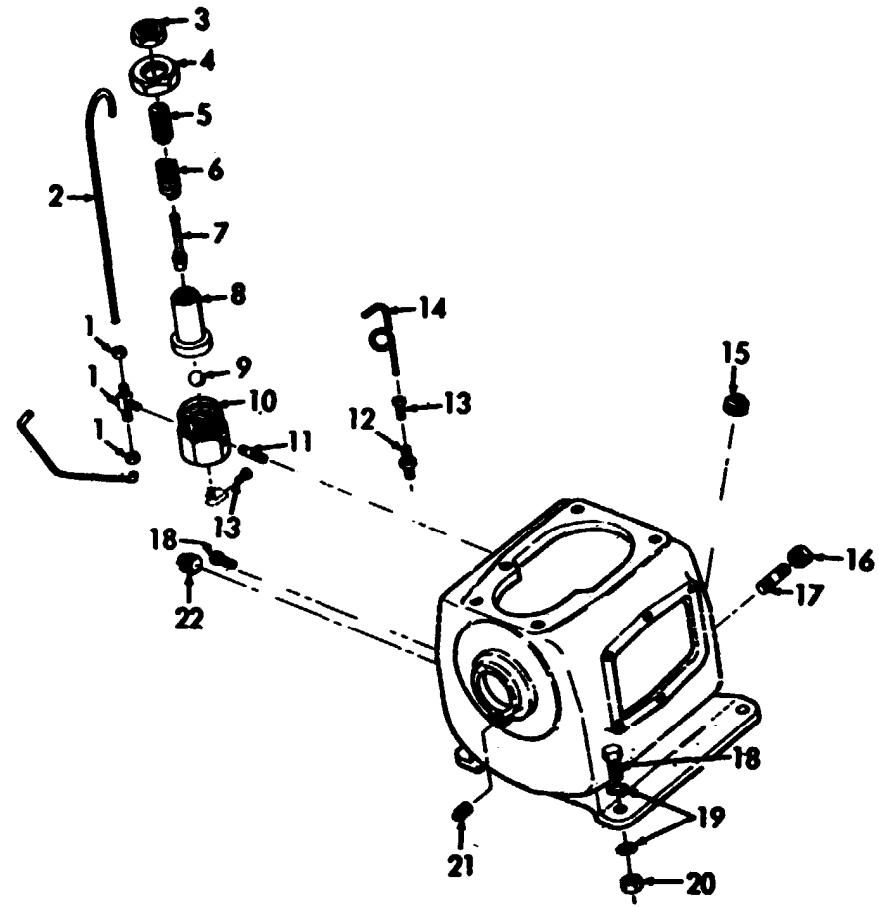
Figure 19. Compressor Cylinder, Valves and Lines.

INDEX TO PARTS, FIGURE 19

Reference Number	Functional Group	Item Name	Reference Number	Functional Group	Item Name
1	5012	TUBE	13	5008	MANIFOLD
2	5012	INVERTED NUT	14	5005	VALVE AY
3	5012	ELBOW	15	5008	SETSCREW
4	5008	NUT	16	5005	VALVE AY
5	5008	MANIFOLD AY	17	5001	STUD
6	5008	AIR CLEANER AY	18	5005	GASKET
7	5010	MANIFOLD	19	5005	SEAT
8	5010	MANIFOLD	20	5005	SPRING
9	5010	SLEEVE	21	5005	WASHER
10	5010	INVERTED NUT	22	5005	GASKET
11	5010	TUBE	23	5005	HOUSING
12	5010	TUBE	24	5005	SCREW

**INDEX TO PARTS, FIGURE 20**

Reference Number	Functional Group	Item Name
1	5012	TEE
2	5012	TUBE
3	5009	LOCKNUT
4	5009	COLLAR
5	5009	SCREW
6	5009	SPRING
7	5009	STEM
8	5009	SLEEVE
9	5009	BALL
10	5009	BODY
11	5009	STUD
12	5009	ADAPTER
13	5009	INVERTED NUT
14	5009	TUBE
15	5006	PLUG
16	5006	CAP
17	5006	NIPPLE
18	5000	SCREW
19	5000	WASHER
20	5000	NUT
21	5001	PLUG
22	5001	PLUG



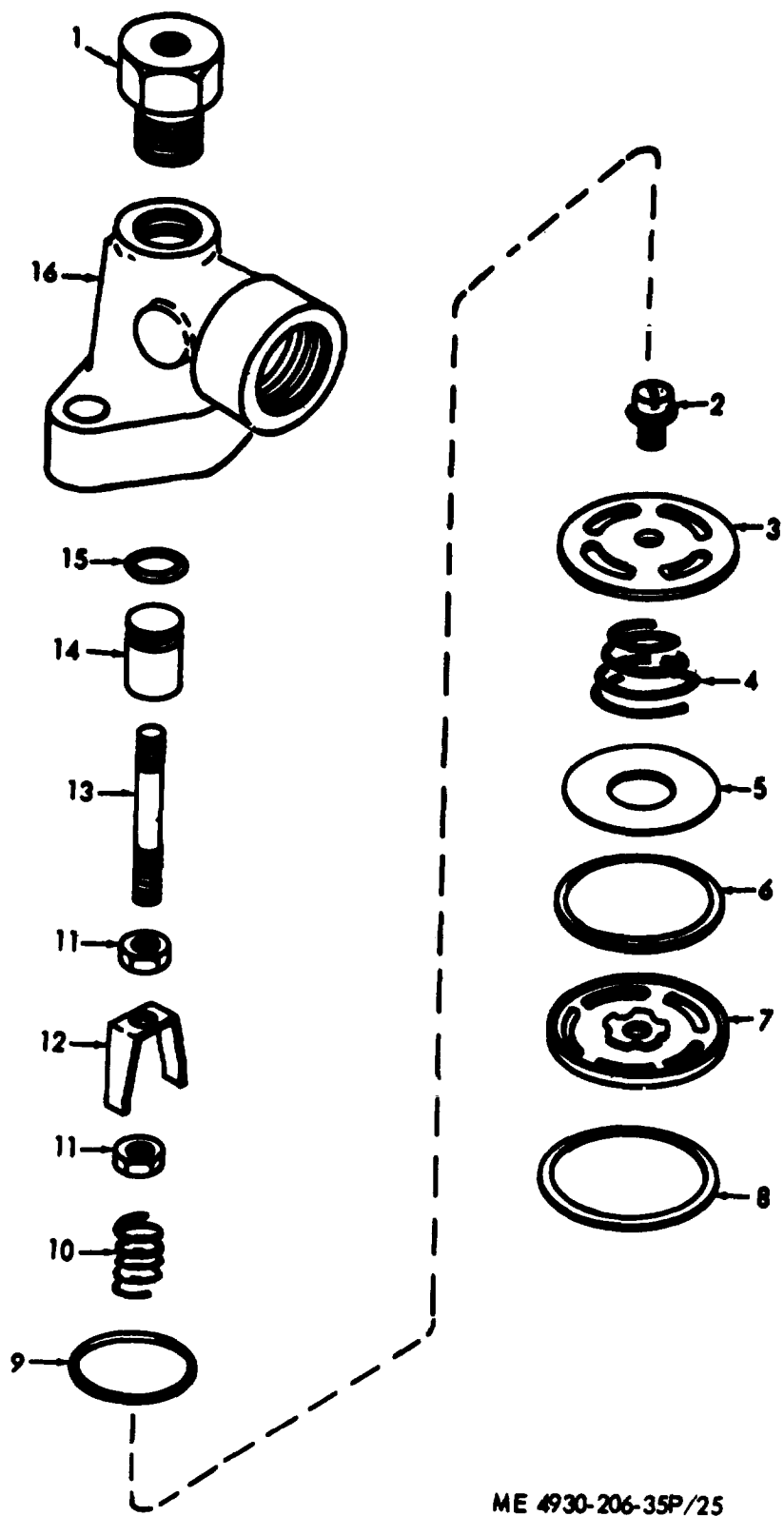
ME 4930-206-20P/20

Figure 20. Crankcase Crankshaft and Components.



INDEX TO PARTS, FIGURE 21

<b>Reference Number</b>	<b>Functional Group</b>	<b>Item Name</b>
1	5005	SCREW
2	5008	BODY
3	5008	MANIFOLD
4	5008	PACKING
5	5008	PISTON
6	5008	ROD
7	5008	NUT
8	5008	GUIDE
9	5008	SPRING
10	5005	HOUSING
11	5005	GASKET
12	5005	WASHER
13	5005	SPRING
14	5005	SEAT
15	5005	WASHER



ME 4930-206-35P/25

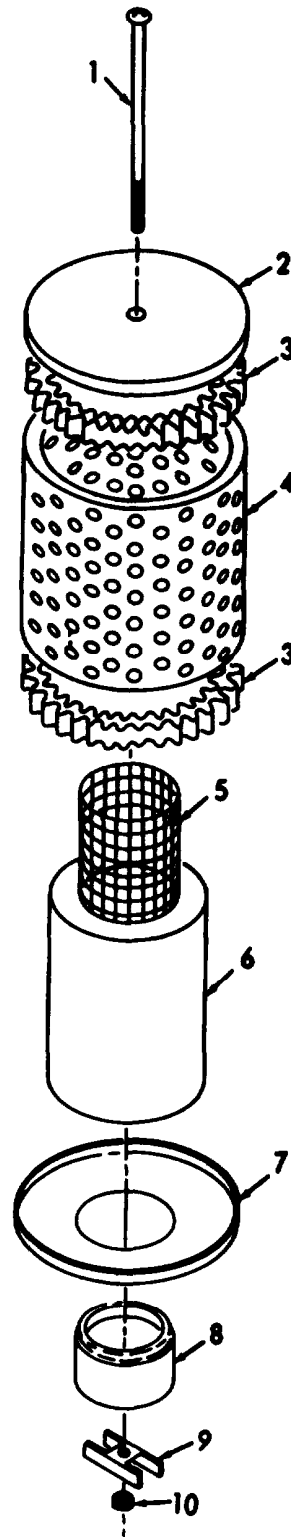
Figure 22. High Pressure Inlet Manifold and Valve.

INDEX TO PARTS, FIGURE 22

Reference Number	Functional Group	Item Name
1	5008	BODY
2	5005	SCREW
3	5005	SEAT
4	5005	SPRING
5	5005	WASHER
6	5005	GASKET
7	5005	CAGE
8	5005	GASKET
9	5008	GASKET
10	5008	SPRING
11	5008	NUT
12	5008	GUIDE
13	5008	ROD
14	5008	PISTON
15	5008	PACKING
16	5008	MANIFOLD

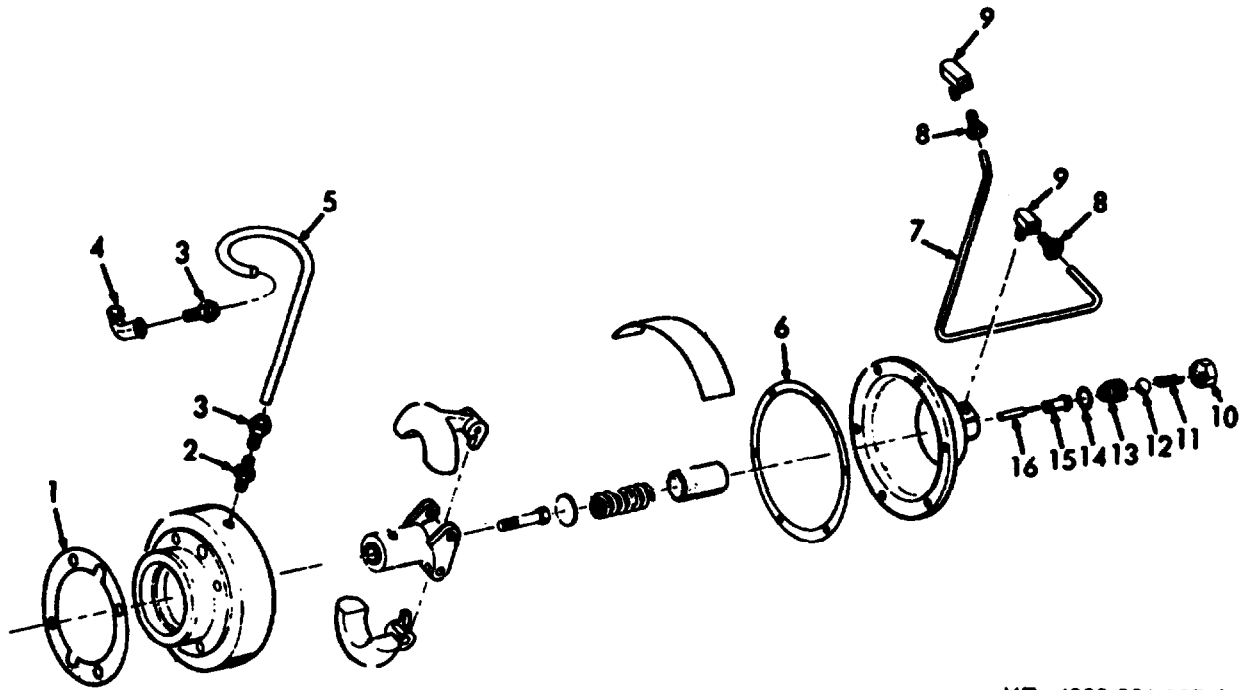
INDEX TO PARTS, FIGURE 23

Reference Number	Functional Group	Item Name
1	5008	BOLT
2	5008	COVER
3	5008	SEPARATOR
4	5008	PLATE
5	5008	SCREEN
6	5008	FILTER ELEMENT
7	5008	COVER
8	5008	FERRULE
9	5008	CLAMP
10	5008	NUT



ME 4930-206-35P/26

Figure 23. Compressor Air Cleaner.



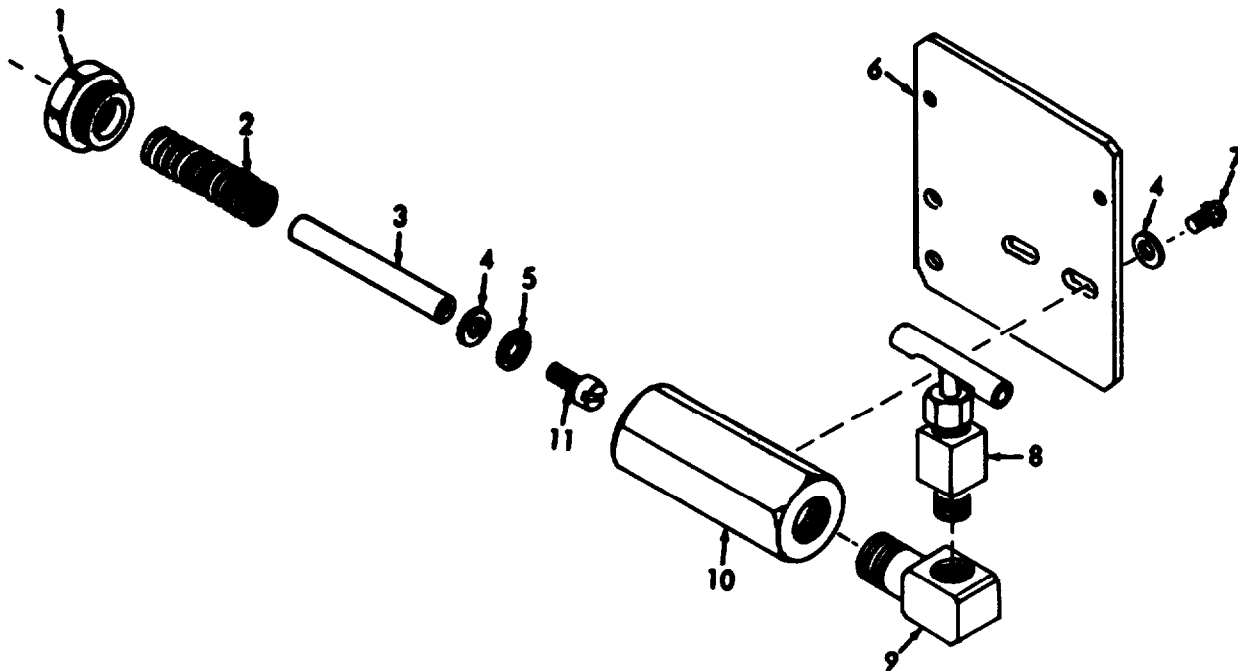
ME 4930-206-20P/24

Figure 24, Centrifugal Unloader.

INDEX TO PARTS, FIGURE 24

Reference Number	Functional Group	Item Name	Reference Number	Functional Group	Item Name
1	5009	GASKET SET	9	5009	ELBOW
2	5009	ADAPTER	10	5009	CAP
3	5009	NUT	11	5009	SPRING
4	5009	ELL	12	5009	BALL
5	5009	TUBE	13	5009	BODY
6	5009	GASKET	14	5009	GASKET
7	5009	TUBING	15	5009	BEARING
8	5009	INVERTED NUT	16	5009	PLUNGER





ME 4930-206-35P/28

Figure 25. Throttle Control.

INDEX TO PARTS, FIGURE 25

Reference Number	Functional Group	Item Name
1	5012	GUIDE SPRING
2	5012	SPRING
3	5012	ROD
4	5012	WASHER
5	5012	WASHER
6	5012	PLATE
7	5012	SCREW
8	5012	COCK
9	5012	ELBOW
10	5012	CYLINDER
11	5012	SCREW

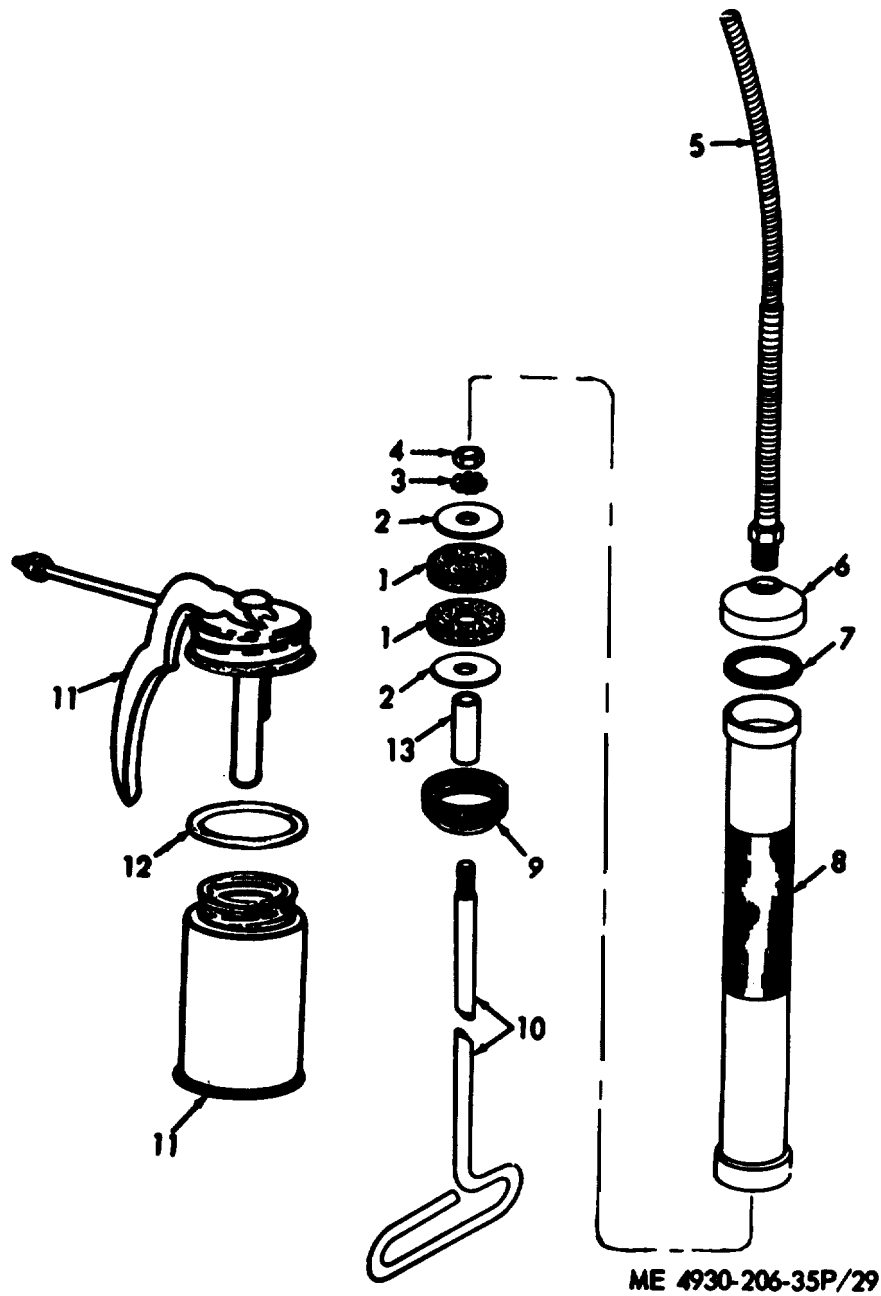
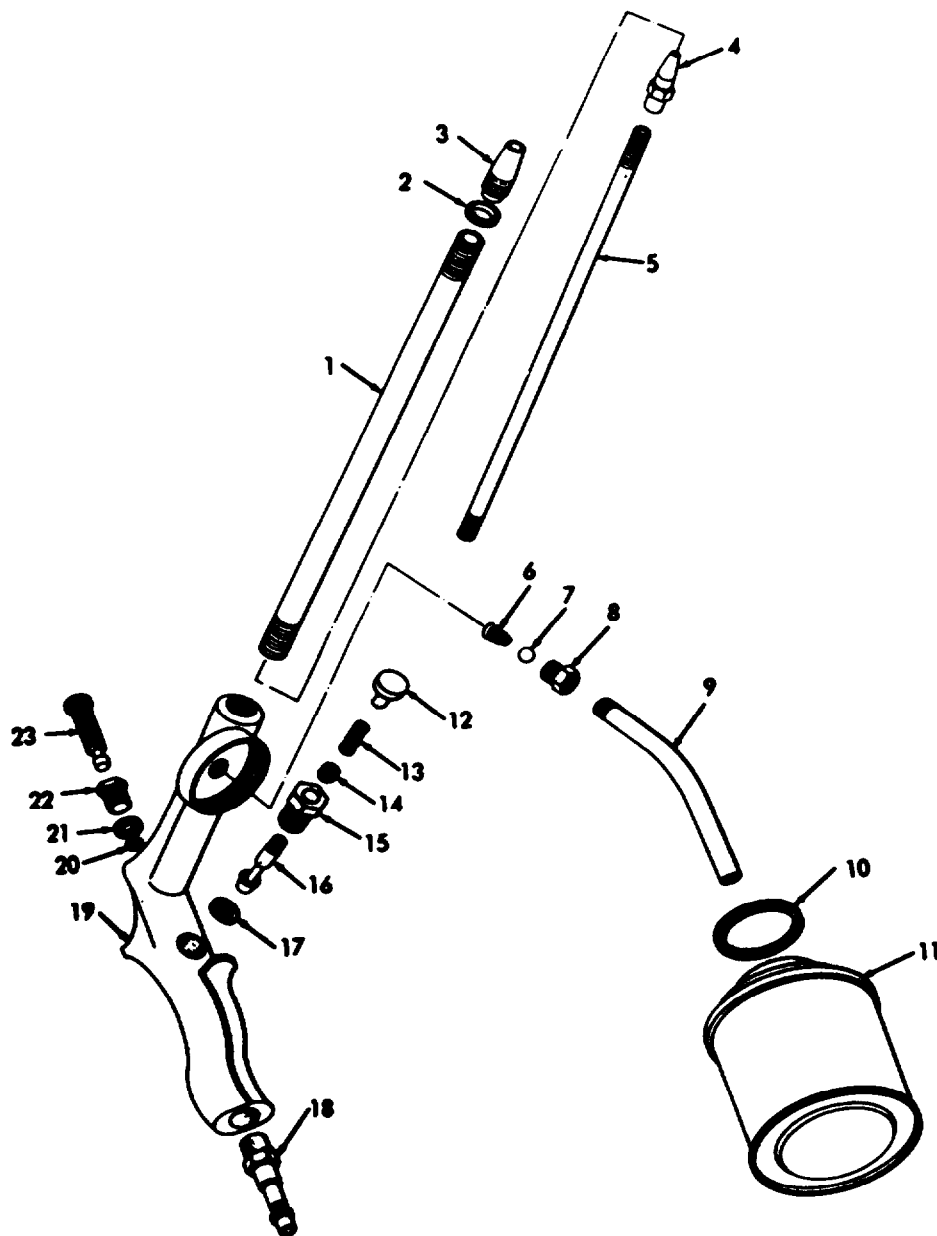


Figure 26. Suction Gun and Hand Oiler.

INDEX TO PARTS, FIGURE 26

Reference Number	Functional Group	Item Name	Reference Number	Functional Group	Item Name
1	7201	CUP	8	7201	CYLINDER
2	7201	WASHER	9	7201	CAP
3	7201	WASHER	10	7201	ROD
4	7201	NUT	11	7201	OILER
5	7201	NOZZLE	12	7201	WASHER
6	7201	CAP	13	7201	PISTON
7	7201	WASHER			

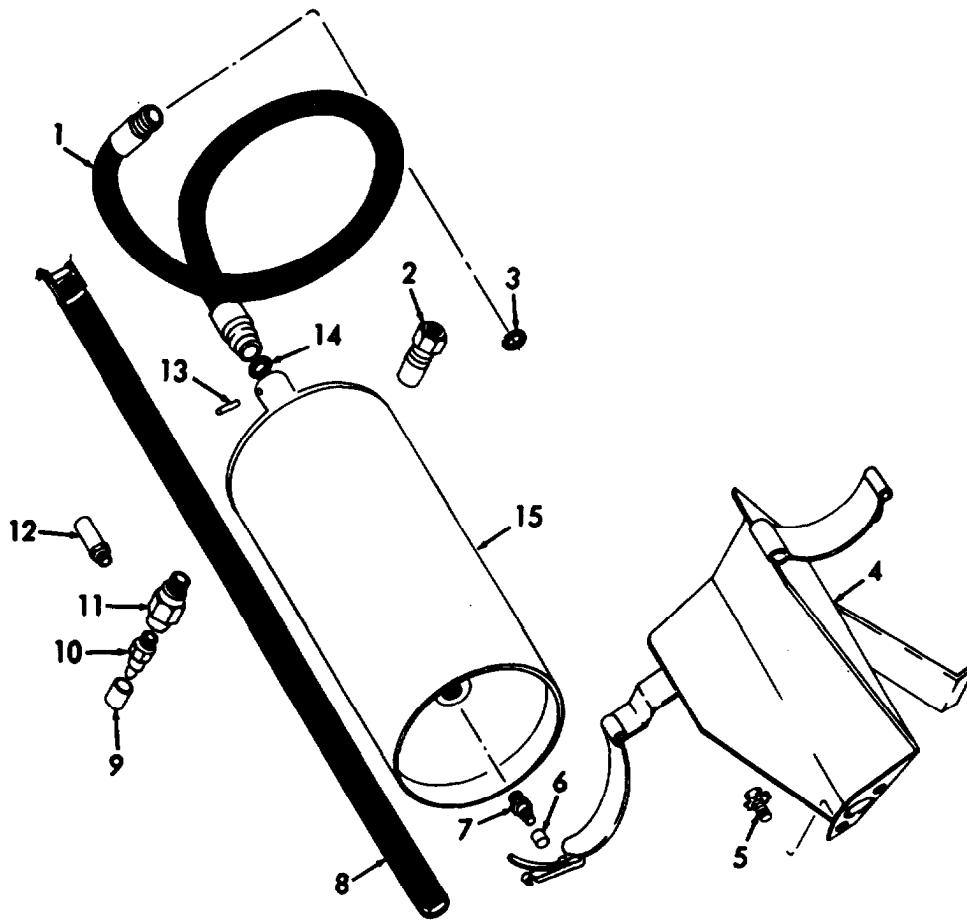


ME 4930-206-35P/30

Figure 27. Oil Spray Gun.

INDEX TO PARTS, FIGURE 27

Reference Number	Functional Group	Item Name	Reference Number	Functional Group	Item Name
1	7201	CYLINDER	13	7201	SPRING
2	7201	NUT	14	7201	STEM
3	7201	NOZZLE	15	7201	BODY
4	7201	NOZZLE	16	7201	WASHER
5	7201	TUBE	17	7201	WASHER
6	7201	SPRING	18	7201	COUPLING
7	7201	BALL	19	7201	BODY
8	7201	BODY	20	7201	SLEEVE
9	7201	TUBE	21	7201	FELT
10	7201	WASHER	22	7201	RETAINER
11	7201	CONTAINER	23	7201	STEM
12	7201	BUTTON			

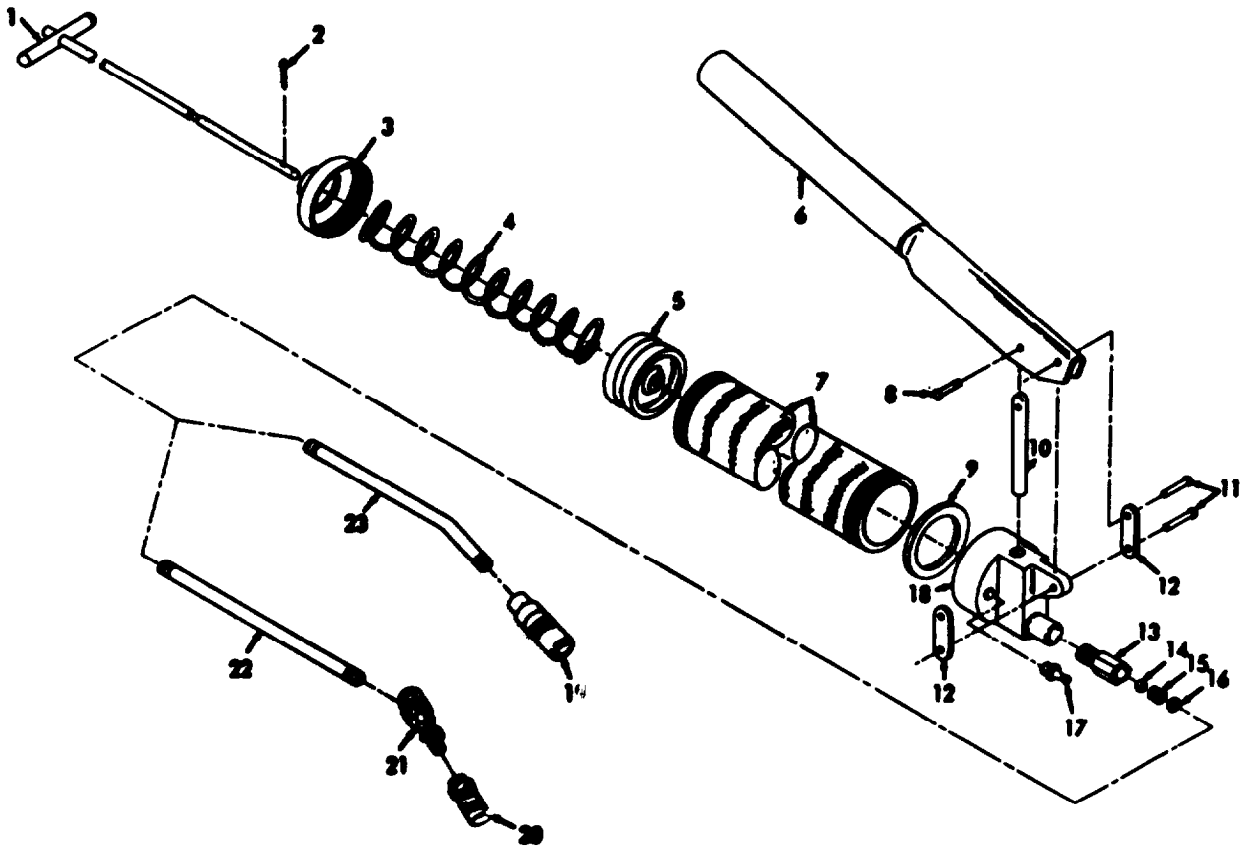


ME 4930-206-20P/28

Figure 28. Grease Gun Pneumatic.

INDEX TO PARTS, FIGURE 28

Reference Number	Functional Group	Item Name
1	7201	HOSE AY
2	7201	VALVE
3	7201	PACKING
4	7201	BRACKET AY
5	7201	SCREW
6	7201	CAP
7	7201	STEM
8	7201	STRAP
9	7201	CAP
10	7201	FITTING
11	7201	ADAPTER
12	7201	VALVE
13	7201	PIN
14	7201	PACKING
15	7201	CONTAINER AY

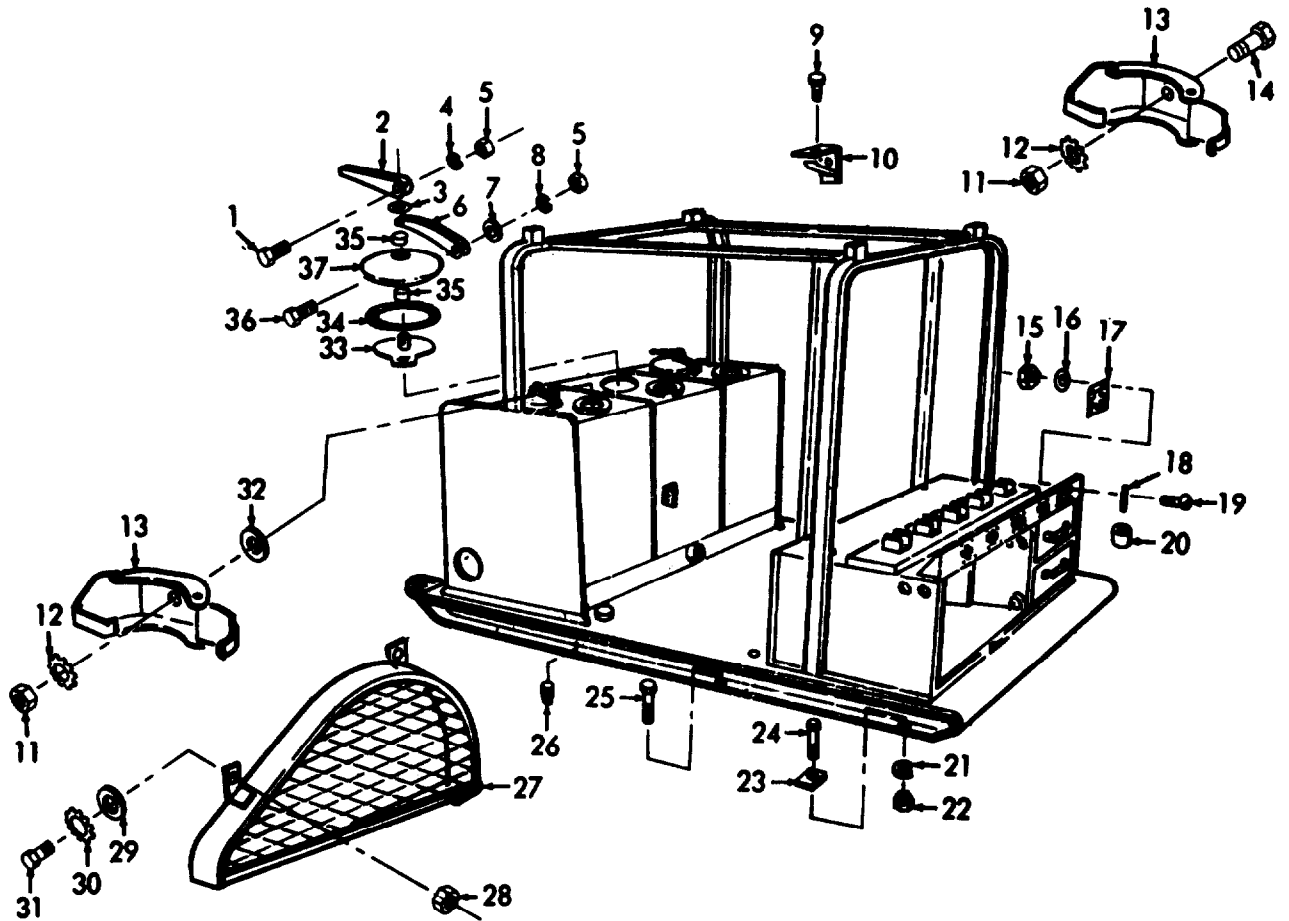


ME 4930-206-35P/32

Figure 29. Hand Grease Gun.

INDEX TO PARTS, FIGURE 29

Reference Number	Functional Group	Item Name	Reference Number	Functional Group	Item Name
1	7201	ROD-HNDLE AY	13	7201	BODY
2	7201	PIN	14	7201	BALL
3	7201	CAP AY	15	7201	SPRING
4	7201	SPRING	16	7201	WASHER
5	7201	FOLLOWER AY	17	7201	FITTING
6	7201	LEVER	18	7201	HEAD
7	7201	BARREL AY	19	7201	COUPLER
8	7201	RIVET	20	7201	COUPLING
9	7201	GASKET	21	7201	SWIVEL
10	7201	PLUNGER	22	7201	TUBE
11	7201	RIVET	23	7201	TUBE
12	7201	LINK			

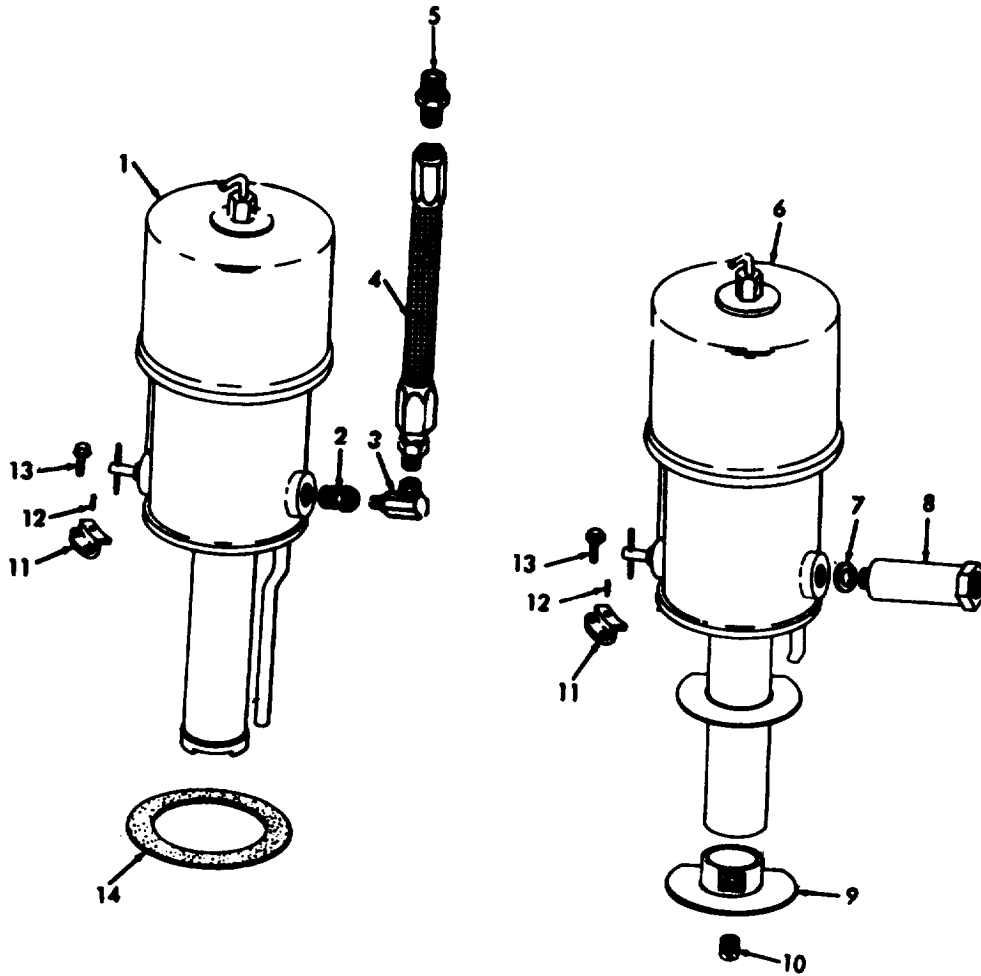


ME 4930-206-20P/30

Figure 30. Lubricator Frame and Hopper Cover.

INDEX TO PARTS, FIGURE 30

Reference Number	Functional Group	Item Name	Reference Number	Functional Group	Item Name
1	7201	BOLT	20	7203	BEARING
2	7201	HANDLE	21	1501	WASHER
3	7201	WASHER	22	1501	NUT
4	7201	WASHER	23	1501	WASHER
5	7201	NUT	24	1501	SCREW
6	7201	STRAP	25	1501	SCREW
7	7201	WASHER	26	7201	PLUG
8	7201	WASHER	27	5007	GUARD AY
9	7201	BRACKET AY	28	5007	NUT
10	7201	BOLT	29	5007	WASHER
11	7201	NUT	30	5007	WASHER
12	7201	WASHER	31	5007	SCREW
13	7201	CLAMP	32	7201	WASHER
14	7201	SCREW	33	7201	SPIDER AY
15	7203	NUT	34	7201	GASKET
16	7203	WASHER	35	7201	SPACER
17	7203	PLATE	36	7201	BOLT
18	7203	PIN	37	7201	COVER
19	7203	SCREW			

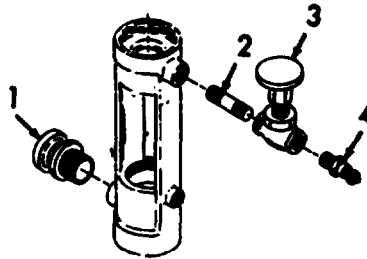


ME 4930-206-35P/34

Figure 31. Lubricant Pumps.

INDEX TO PARTS, FIGURE 31

Reference Number	Functional Group	Item Name	Reference Number	Functional Group	Item Name
1	7202	PUMP AY	8	7203	ADAPTER
2	7203	NIPPLE	9	7202	PLATE AY
3	7203	ELBOW	10	7202	SETSCREW
4	7203	HOSE AY	11	7202	CLAMP AY
5	7203	ADAPTER	12	7202	PIN
6	7202	PUMP AY	13	7202	SCREW
7	7203	WASHER	14	7202	GASKET



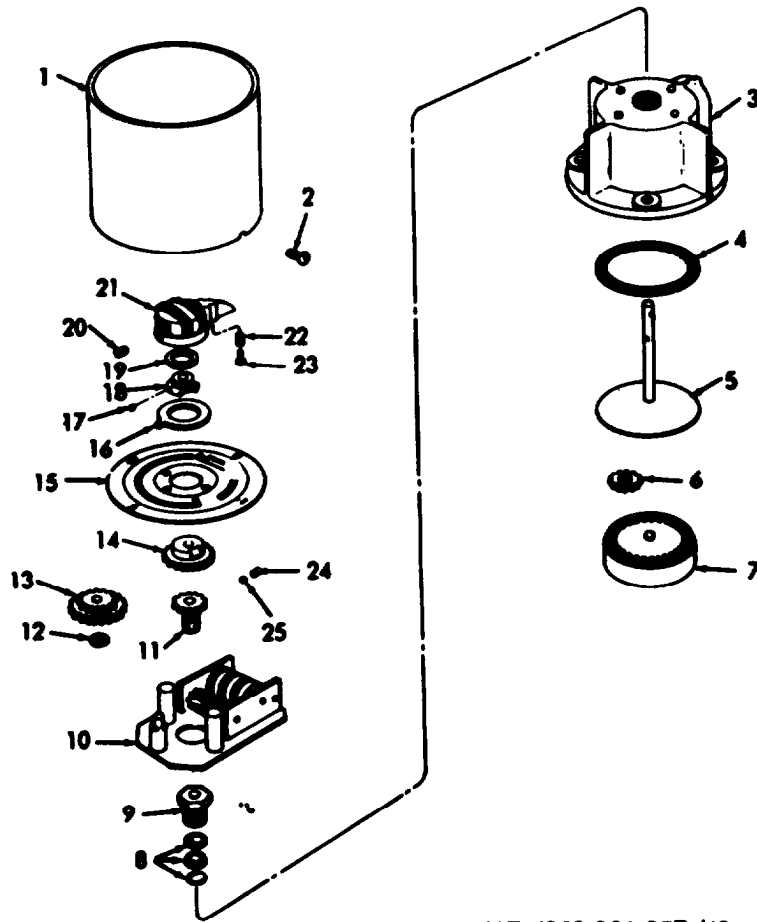
ME 4930-206-20P/32

Figure 32. Grease Gun.

INDEX TO PARTS, FIGURE 32

Reference Number	Functional Group	Item Name
1	7203	UNION AY
2	7203	NIPPLE
3	7203	VALVE
4	7203	COUPLING



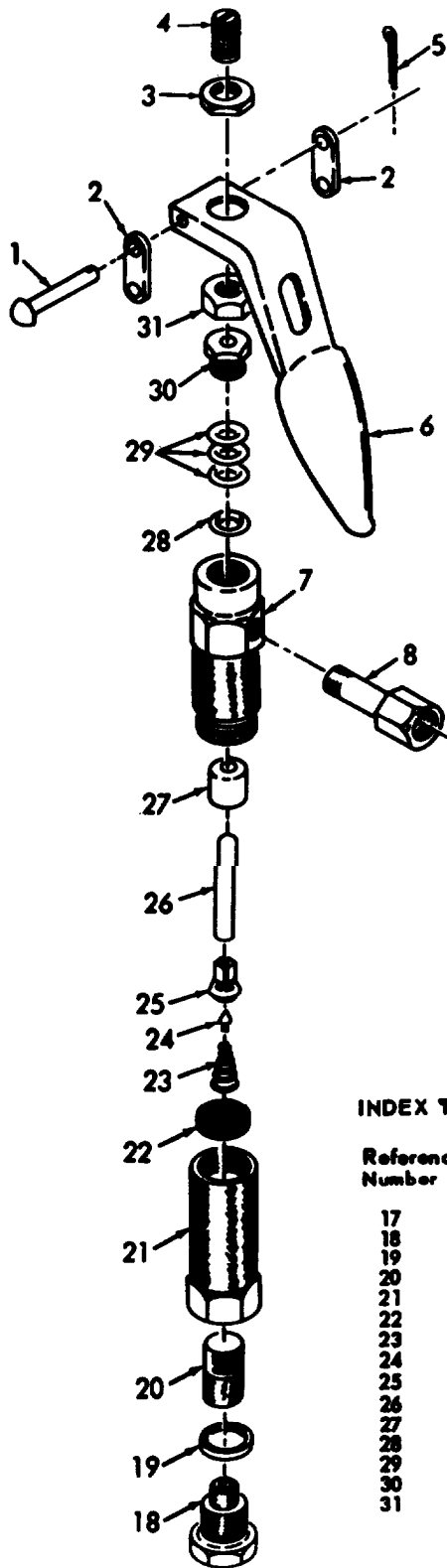


ME 4930-206-35P/40

Figure 33. Lubrication Meter.

INDEX TO PARTS, FIGURE 33

Reference Number	Functional Group	Item Name	Reference Number	Functional Group	Item Name
1	7202	SHROUD	13	7202	GEAR
2	7202	SCREW	14	7202	CAM
3	7202	HOUSING	15	7202	DIAL AY
4	7202	GASKET	16	7202	POINTER AY
5	7202	GEAR AY	17	7202	SETSCREW
6	7202	PINION	18	7202	CAM
7	7202	PISTON AY	19	7202	SLEEVE
8	7202	PACKING AY	20	7202	SETSCREW
9	7202	NUT	21	7202	KNOB
10	7202	REGISTER	22	7202	SPRING
11	7202	PAWL	23	7202	PLUNGER
12	7202	SPACER	24	7202	SPRING
			25	7202	ROLLER



INDEX TO PARTS, FIGURE 34

Reference Number	Functional Group	Item Name
1	7203	PIN
2	7203	LINK
3	7203	NUT
4	7203	SETSCREW
5	7203	PIN
6	7203	HANDLE
7	7203	BODY
8	7203	NIPPLE
9	7203	NIPPLE
10	7203	BODY
11	7203	SPRING
12	7203	WASHER
13	7203	PACKING
14	7203	WASHER
15	7203	PLUNGER
16	7203	JAW

INDEX TO PARTS, FIGURE 34 (Cont)

Reference Number	Functional Group	Item Name
17	7203	SHELL
18	7203	BUSHING
19	7203	WASHER
20	7203	STRAINER
21	7203	BODY
22	7203	SUPPORT
23	7203	SPRING
24	7203	STEM
25	7203	SLEEVE
26	7203	ROD
27	7203	SEAT
28	7203	RETAINER
29	7203	PACKING
30	7203	BUSHING
31	7203	NUT

ME 4930-206-35P/41

Figure 34. High Pressure Control Valve.

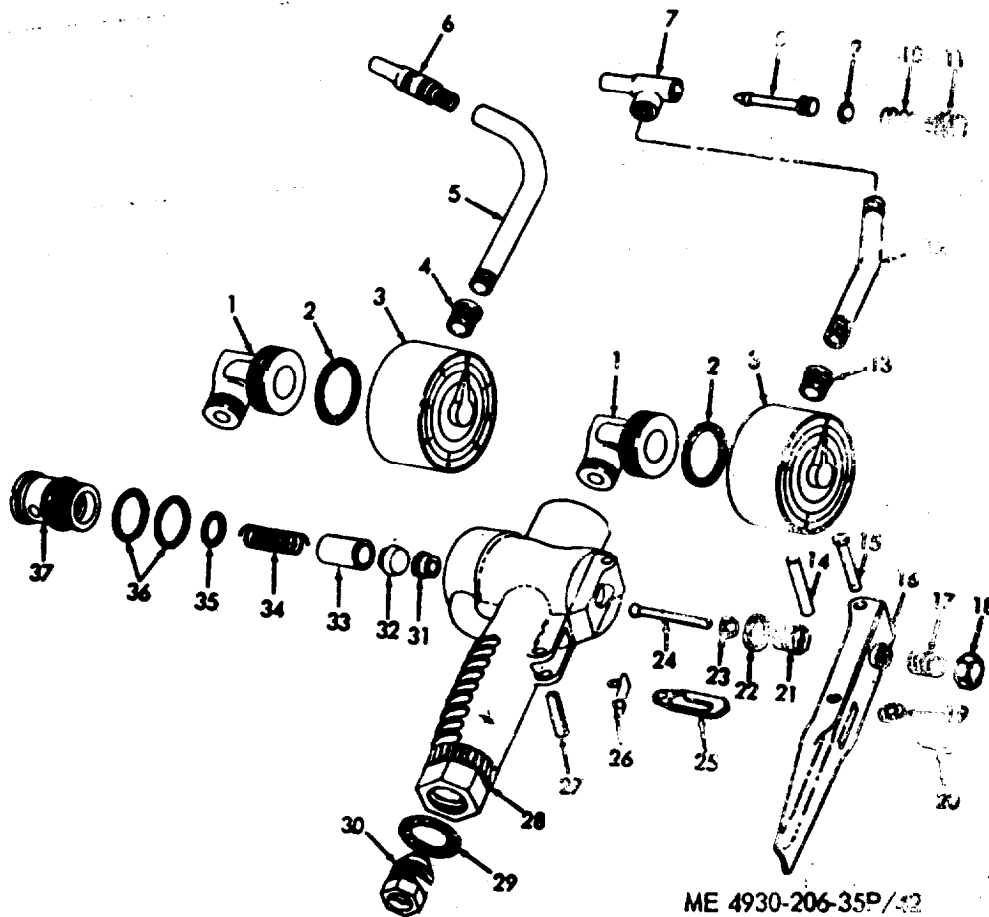
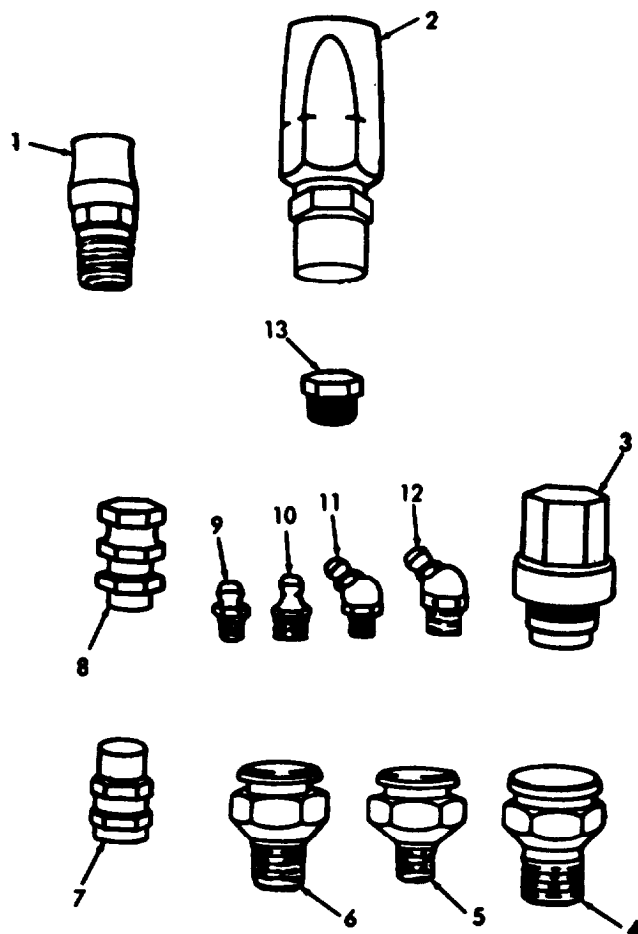


Figure 35. Meters and Control Valve.

INDEX TO PARTS, FIGURE 35

Reference Number	Functional Group	Item Name	Reference Number	Functional Group	Item Name
1	7203	ELBOW	20	7203	PIN
2	7203	PACKING	21	7203	BUSHING
3	7202	METER	22	7203	SPACER
4	7203	BUSHING	23	7203	PACKING
5	7203	SPOUT	24	7203	ROD AY
6	7203	NOZZLE	25	7203	LATCH
7	7203	VALVE BODY	26	7203	SPRING
8	7203	STEM	27	7203	PIN
9	7203	PACKING	28	7203	BODY
10	7203	SPRING	29	7203	PACKING
11	7203	THUMBSCREW	30	7203	SWIVEL AY
12	7203	TUBE	31	7203	SEAL
13	7203	BUSHING	32	7203	VALVE
14	7203	PIN	33	7203	PISTON
15	7203	PIN	34	7203	SPRING
16	7203	HANDLE	35	7203	PACKING
17	7203	SETScrew	36	7203	PACKING
18	7203	NUT	37	7203	BODY AND GUIDE
19	7203	WASHER			

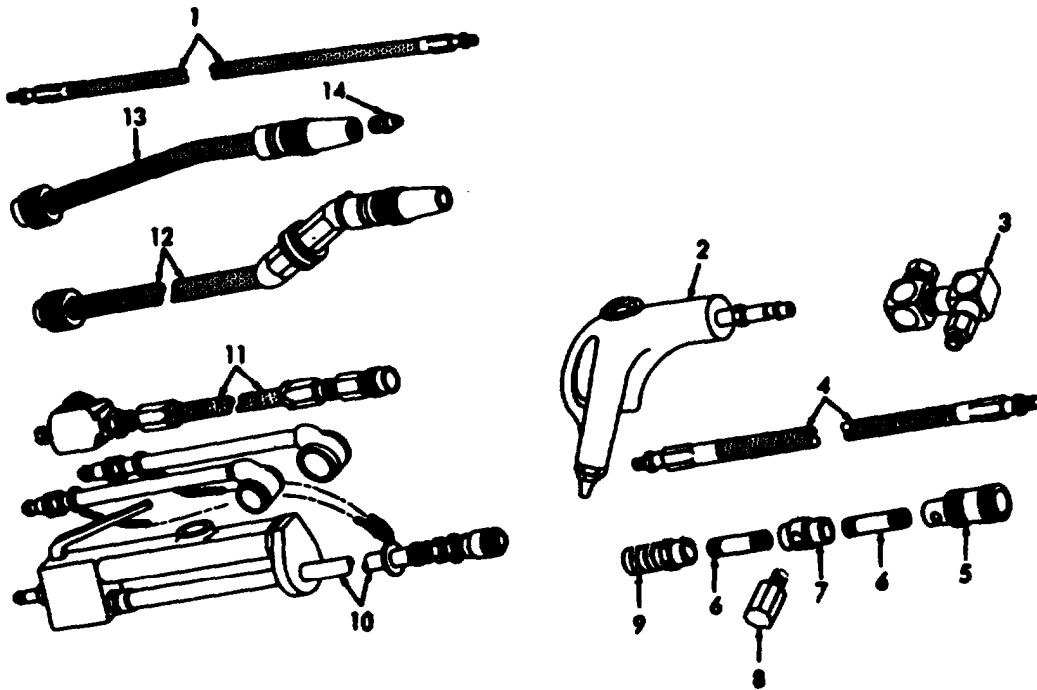


ME 4930-206-35P/43

Figure 36. Lower Drawer Spare. Parts.

INDEX TO PARTS, FIGURE 36

Reference Number	Functional Group	Item Name	Reference Number	Functional Group	Item Name
1	7203	COUPLING	8	7203	ADAPTER
2	7203	COUPLING	9	7203	FITTING
3	7203	SWIVEL AY	10	7203	FITTING
4	7203	FITTING	11	7203	FITTING
5	7203	FITTING	12	7203	FITTING
6	7203	FITTING	13	7203	PLUG
7	7203	ADAPTER			

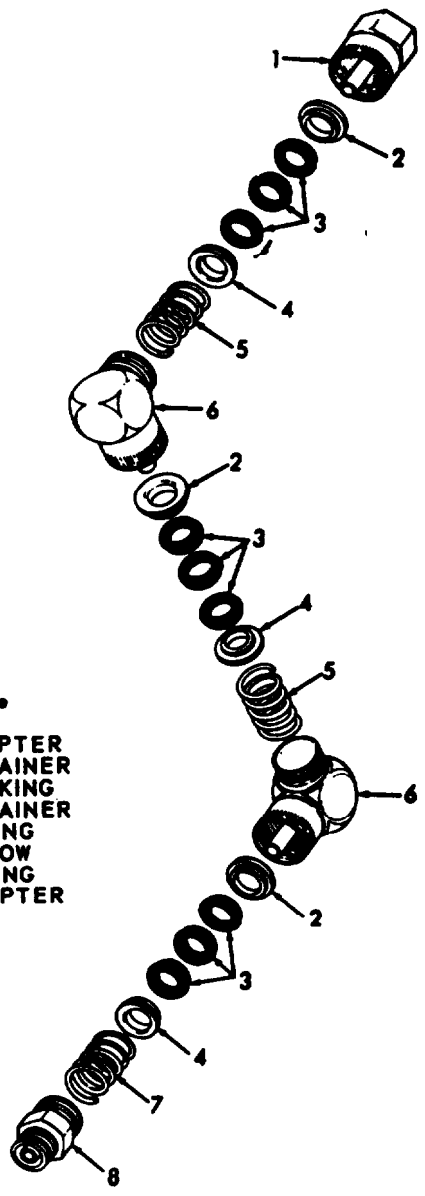


ME 4930-206-35P/44

Figure 37. Lubrication Adapters.

INDEX TO PARTS, FIGURE 37

Reference Number	Functional Group	Item Name	Reference Number	Functional Group	Item Name
1	7203	HOSE	8	7203	VALVE
2	7203	GUN	9	7203	COUPLING
3	7203	SWIVEL	10	7203	INFLATOR-GAGE
4	7203	HOSE AY	11	7203	HOSE AY
5	7203	ADAPTER AY	12	7203	HOSE AY
6	7203	NIPPLE	13	7203	ADAPTER AY
7	7203	COUPLING	14	7203	FITTING



**INDEX TO PARTS, FIGURE 38**

<b>Referen Number</b>	<b>Functional Group</b>	<b>Item Name</b>
1	7203	ADAPTER
2	7203	RETAINER
3	7203	PACKING
4	7203	RETAINER
6	7203	ELBOW
7	7203	SPRING
8	7203	ADAPTER

ME 4930-206-35P/45

Figure 38. Three-Way Swivel.

SECTION V. INDEX-FEDERAL STOCK NUMBER AND REFERENCE NUMBER  
CROSS-REFERENCE TO INDEX NUMBER

STOCK NUMBER	INDEX NUMBER	STOCK NUMBER	INDEX NUMBER
1015-798-2997	00223	4310-633-6114	00597
1015-798-2997	002231	4310-633-6114	00698
1015-798-2997	00239	4310-873-1765	00732
1015-798-2997	00278	4310-875-4107	00607
2590-055-3664	00481	4310-875-4108	00741
2590-897-7596	00467	4310-875-4109	00699
2590-969-6988	00456	4310-875-4110	00594
2590-969-6989	00457	4310-887-5612	00696
2590-969-6990	00458	4310-961-5554	00711
2805-776-0483	00003	4310-980-0140	00666
2910-979-5534	00031	4310-993-4188	00664
2910-986-0191	00044	4710-277-5529	01199
2920-010-2542	00136	4720-018-9829	00021
2920-593-1557	00133	4720-278-4870	01044
2920-855-8625	00150	4720-278-4870	01064
2920-856-9378	00079	4720-289-9625	00416
2920-872-5979	00137	4720-639-9895	00420
2920-882-2461	00076	4730-042-8988	00483
2920-882-3068	00084	4730-050-4203	01024
2920-882-3068	00122	4730-050-4208	00997
2920-882-3401	00129	4730-050-4208	01025
2920-961-8352	00294	4730-050-4207	01059
2990-064-8833	00713	4730-064-6206	00032
2990-563-0828	00056	4730-142-1593	00710
3030-278-1670	00653	4730-142-1593	00712
3030-289-9403	00072	4730-142-1593	00766
3110-100-6147	01089	4730-172-0028	01022
3110-100-6149	01001	4730-187-4200	00603
3110-198-1050	00700	4730-188-1870	00337
3120-021-6307	01141	4730-188-1874	00649
4010-785-5096	00434	4730-188-1876	00791
4030-795-0438	00426	4730-188-6314	01028
4210-881-0531	01192	4730-196-1465	00040
4310-065-0338	00677	4730-196-1538	01123
4310-065-0338	00686	4730-196-4720	00730
4310-065-0339	00673	4730-202-7689	00646
4310-532-7791	00734	4730-223-6411	01027
4310-585-4283	00697	4730-228-1621	00410
4310-585-4285	00596	4730-228-1622	00409
4310-585-7546	00598	4730-242-1486	01026
4310-616-4372	00627	4730-246-9215	00777
4310-616-4372	00643	4730-246-9217	00726
4310-616-4373	00706	4730-249-3898	00775
4310-616-4374	00634	4730-257-5028	00725
4310-619-0215	00619	4730-263-3124	00604
4310-625-6747	00705	4730-263-3124	00651
4310-625-6748	00701	4730-265-6905	00790
4310-625-6749	00702	4730-273-3401	00397
4310-625-6752	00626	4730-273-8561	00693
4310-625-6753	00624	4730-273-8561	00694
4310-625-6754	00642	4730-277-3209	00797
4310-625-6757	00618	4730-278-3397	00061
4310-625-6759	00616	4730-278-3441	00598
4310-625-6720	00633	4730-287-1537	00708
4310-625-6762	00631	4730-287-1766	00695
4310-631-3396	00621	4730-287-1766	00760
4310-631-3397	00637	4730-288-8572	00482
4310-631-3398	00613	4730-289-1242	00180
4310-631-3399	00629	4730-289-1242	00574
4310-633-5093	00595	4730-289-1242	00575

SECTION V. INDEX-FEDERAL STOCK NUMBER AND) REFERENCE NUMBER  
 CROSS-REFERENCE TO INDEX NUMBER (Continued)

STOCK NUMBER	INDEX NUMBER	STOCK NUMBER	INDEX NUMBER
4730-289-5944	00913	4930-020-8570	00422
4730-303-5130	00022	4930-021-5975	01152
4730-303-5130	00415	4930-021-5977	00153
4730-303-5130	00781	4930-024-2611	00893
4730-303-5130	01007	4930-024-2612	00909
4730-350-9788	00724	4930-024-2613	00896
4760-555-3120	00019	4930-200-6236	01129
4730-566-1534	00023	4930-212-5749	01130
4730-566-1534	00414	4930-212-5750	01110
4730-566-1534	00780	4930-212-5751	01109
4730-566-1534	01008	4930-212-5752	01136
4730-623-3348	00065	4930-212-5753	01132
4730-623-3348	00529	4930-212-5758	01135
4730-654-3557	00889	4930-212-5759	01134
4730-654-3557	00925	4930-212-5761	01108
4730-654-3557	01033	4930-212-5776	00588
4730-654-3557	01066	4930-212-5776	00792
4730-670-5281	00039	4930-212-5776	00793
4730-670-5281	00926	4930-212-5776	01005
4730-670-5281	01068	4930-212-5808	01160
4730-691-8140	00334	4930-212-5811	01039
4730-725-5516	00353	4930-212-5814	01161
4730-756-1558	00339	4930-212-5815	01162
4730-785-3470	00996	4930-212-5840	01142
4730-785-3471	00998	4930-212-5852	01157
4730-830-5356	01015	4930-212-5854	01076
4730-850-7971	00727	4930-212-5854	01179
4730-851-6258	00731	4930-212-6793	00856
4730-979-5509	00586	4930-212-6805	00343
4730-979-5509	00785	4930-222-2975	00884
4730-979-5510	00585	4930-246-7625	00347
4730-979-5510	00784	4930-248-3823	00340
4730-986-0175	00418	4930-253-6900	01099
4730-986-0175	01019	4930-254-1921	01144
4730-986-0175	01042	4930-265-7062	00851
4730-986-0175	01063	4930-332-5774	00897
4730-986-0176	00419	4930-338-8796	01165
4730-986-0176	01018	4930-374-7632	00907
4730-986-0176	01043	4930-374-7633	00906
4730-986-0176	01062	4930-374-7634	00910
4820-019-3019	00768	4930-374-7635	00887
4820-262-7396	00800	4930-374-7636	00885
4820-262-7396	00928	4930-374-7636	00891
4820-262-7396	01185	4930-374-7892	00342
4820-262-7398	00801	4930-374-7895	01009
4820-275-2226	00771	4930-404-4546	01174
4820-391-3782	00745	4930-404-4547	01173
4820-691-8175	00590	4930-475-1701	01172
4820-694-9717	00501	4930-495-5007	01121
4820-694-9717	00511	4930-495-5026	00328
4820-865-6946	00034	4930-509-2681	00352
4910-204-2644	01067	4930-521-1124	00477
4930-020-5548	01045	4930-532-4788	01177
4930-020-5549	01053	4930-533-3038	00970
4930-020-5550	01107	4930-547-6333	00862
4930-020-8567	04041	4930-554-6778	00901
4930-020-8567	01061	4930-561-8478	01143
4930-020-8568	00421	4930-587-0341	01081
4930-020-8568	00417	4930-601-4042	01140
4930-020-8570	00413	4930-623-3360	01170



SECTION V. INDEX-FEDERAL STOCK NUMBER AND REFERENCE NUMBER  
 CROSS-REFERENCE TO INDEX NUMBER (Continued)

STOCK NUMBER	INDEX NUMBER	STOCK NUMBER	INDEX NUMBER
4930-623-3361	01169	4930-979-5572	00796
4930-623-3388	01120	4930-979-5573	00930
4930-623-3421	01163	4930-979-5573	01150
4930-623-3432	01182	4930-979-5574	00990
4930-623-3435	01147	4930-979-5576	00989
4930-630-4451	01035	4930-979-5576	01151
4930-630-9805	00411	4930-979-5577	00823
4930-630-9827	00895	4930-983-3840	00883
4930-654-3557	01017	4930-983-3844	00864
4930-684-2598	00513	4930-986-0203	00824
4930-691-8134	01097	4930-986-0203	00995
4930-691-8139	01167	4930-986-0203	01050
4930-691-8143	01166	4930-986-0203	01111
4930-691-8161	00854	4930-986-6955	00284
4930-691-8177	01000	4940-785-5081	01029
4930-718-4050	01180	5110-237-8107	00399
4930-729-6318	00869	5110-289-9657	00412
4930-731-8360	01113	5305-011-3231	00431
4930-765-1994	00825	5305-013-2688	00097
4930-765-1995	00923	5305-017-9841	00600
4930-765-1996	00521	5305-019-1245	00617
4930-765-1997	00515	5350-019-1245	00625
4930-785-5084	01149	5305-019-1245	00641
4930-785-5086	01002	5305-042-0428	00761
4930-785-8075	00500	5305-044-6609	00026
4930-785-8086	01083	5305-044-6609	00914
4930-785-8088	00921	5305-044-6609	01194
4930-785-8089	00894	5305-053-1112	00980
4930-793-9520	00971	5305-053-1112	00987
4930-795-0377	01006	5305-054-9257	00366
4930-795-0411	00904	5305-206-2750	00098
4930-805-3343	00292	5305-206-3716	00563
4930-819-5403	01037	5305-208-7880	00198
4930-819-5404	01004	5305-272-5306	00564
4930-830-7830	01032	5305-272-5306	00978
4930-831-1244	00355	5305-275-6885	00099
4930-831-1246	00345	5305-275-6885	00123
4930-831-1248	00288	5305-276-8026	01131
4930-831-1249	00983	5305-290-3051	00740
4930-831-3971	00354	5305-441-4644	00753
4930-831-3972	01153	5305-514-9131	00062
4930-831-3974	00305	5305-543-4302	00146
4930-861-3811	00398	5305-614-0247	00147
4930-874-0562	00549	5305-614-0274	00755
4930-874-0563	00548	5305-623-3422	01175
4930-874-0563	00976	5305-720-8110	00390
4930-889-9537	01098	5305-723-9383	00981
4930-930-7676	00863	5305-723-9398	00762
4930-930-7695	00321	5305-733-2265	00005
4930-930-7697	00924	5305-733-2265	00128
4930-930-7698	00822	5305-733-2265	00988
4930-977-8900	01058	5305-753-4185	00962
4930-979-5559	00783	5305-785-8057	00181
4930-979-5560	01052	5305-785-8057	00313
4930-979-5561	00510	5305-810-7080	01003
4930-979-5562	00438	5305-855-0971	00979
4930-979-5562	00903	5305-855-0971	00986
4930-979-5566	00779	5305-895-3256	00364
4930-979-5567	00484	5305-895-3256	00368
4930-979-5568	00424	5305-895-3256	00915

SECTION V. INDEX-FEDERAL STOCK NUMBER AND REFERENCE NUMBER  
 CROSS-REFERENCE TO INDEX NUMBER (Continued)

STOCK NUMBER	INDEX NUMBER	STOCK NUMBER	INDEX NUMBER
5305-901-2113	00293	5310-584-5007	00126
5305-952-0760	00632	5310-584-5007	00324
5305-984-6191	00096	5310-584-5007	00900
5305-988-1723	01075	5310-587-6920	01125
5305-989-6265	00145	5310-596-4933	00107
5306-018-6491	00052	5310-616-6376	00667
5306-018-6491	00073	5310-619-3556	00685
5306-018-6491	00497	5310-625-6755	00628
5306-018-6491	00806	5310-625-6755	00644
5306-018-6491	01010	5310-625-6758	00620
5306-225-8502	00812	5310-625-6761	00635
5306-441-4643	00400	5310-639-1609	00860
5306-831-3944	00807	5310-641-9236	00657
5307-850-0308	00605	5310-655-7401	00155
5310-010-3320	00821	5310-685-8308	00918
5310-010-6495	00210	5310-722-4158	00392
5310-011-3739	00738	5310-732-0558	00599
5310-011-4604	00636	5310-744-3897	00156
5310-011-4606	00601	5310-789-0671	00929
5310-011-5543	01040	5310-789-0672	01181
5310-011-5545	00759	5310-809-3078	00391
5310-011-5554	00176	5310-809-3079	00362
5310-011-5554	00363	5310-830-7821	00820
5310-012-0399	00331	5310-852-2491	00105
5310-012-4929	01124	5310-877-5797	00380
5310-012-6032	00385	5310-880-7744	00004
5310-013-8468	00570	5310-880-7744	00110
5310-013-8468	00571	5310-880-7744	00816
5310-013-8468	00758	5315-017-9252	00386
5310-013-8542	00393	5315-290-5270	00291
5310-013-8557	00802	5315-496-7240	01128
5310-017-8378	00159	5315-682-1897	00922
5310-017-8378	00211	5315-751-8949	00360
5310-017-8378	00658	5315-785-5076	01171
5310-017-8523	01195	5315-800-6936	00142
5310-017-8556	00158	5315-839-2325	01168
5310-017-8556	00919	5330-033-5115	01096
5310-022-1123	00547	5330-058-8954	00157
5310-022-1123	00749	5330-187-3635	00882
5310-044-6212	00296	5330-239-1792	00612
5310-045-3296	00212	5330-239-1792	00622
5310-045-3299	00103	5330-239-1792	00640
5310-047-4037	00297	5330-246-4836	00341
5310-081-4219	00006	5330-247-5979	01126
5310-176-8137	00323	5330-261-5761	00388
5310-176-8137	00655	5330-265-1100	01164
5310-186-7448	00916	5330-283-0740	00911
5310-186-7499	00154	5330-283-0741	00899
5310-187-5342	00917	5330-287-0422	00912
5310-194-8191	00795	5330-296-5330	00704
5310-194-8191	01070	5330-350-9013	00881
5310-194-8191	01071	5330-551-5200	00265
5310-194-8191	01193	5330-551-5200	01198
5310-245-0107	00104	5330-576-4996	01156
5310-245-5447	01137	5330-584-8999	00610
5310-275-1706	00194	5330-584-8999	00630
5310-358-8154	00108	5330-584-9000	00609
5310-358-8154	00124	5330-584-9000	00614
5310-378-3882	01186	5330-584-9011	00608
5310-554-1374	00433	5330-584-9011	00615

SECTION V. INDEX-FEDERAL STOCK NUMBER AND REFERENCE NUMBER  
 CROSS-REFERENCE TO INDEX NUMBER (Continued)

STOCK NUMBER	INDEX NUMBER	STOCK NUMBER	INDEX NUMBER
5330-599-5888	00623	5940-557-1627	00255
5330-599-5888	00639	5940-557-1627	01214
5330-640-9100	00905	5940-644-8713	00119
5330-684-2338	00517	5940-644-8713	00165
5340-025-3310	01100	5940-644-8713	00217
5340-141-1582	01178	5940-644-8713	01213
5340-141-1744	00982	5940-798-2997	01212
5340-141-1744	01036	5940-983-6088	00207
5340-200-7019	01176	5970-833-8562	00221
5340-200-7115	00898	5970-833-8562	00229
5340-246-7623	00892	5970-833-8562	02237
5340-253-6896	01133	5970-833-8562	00275
5340-623-3334	00348	5970-833-8562	01204
5340-629-7273	00320	5970-983-7136	01205
5340-629-7273	00403	5975-280-3357	00402
5340-691-8136	00489	5975-280-3357	00488
5340-691-8154	00361	5977-856-3889	00081
5340-691-8164	00756	6140-057-2554	00281
5340-981-1157	00325	6145-772-0853	00117
5340-983-3838	00033	6145-722-0853	00163
5340-983-3838	00183	6145-722-0853	00216
5340-983-3838	00263	6145-722-0853	00220
5930-021-6313	00170	6145-722-0853	00228
5930-021-6313	00185	6145-772-0853	00235
5930-021-6314	00204	6145-772-0853	00243
5930-021-6315	00478	6145-772-0853	00250
5930-508-1129	00205	6145-772-0853	00254
5935-283-3385	00487	6145-772-0853	00273
5935-300-9909	00493	6145-772-0853	00405
5935-399-6673	00276	6145-772-0853	00491
5935-768-7042	00407	6145-772-0853	01200
5935-833-8561	00222	06150-021-5973	00283
5935-833-8561	00230	6150-021-5974	00282
5935-833-8561	00238	6220-741-2783	00436
5935-833-8561	00277	6230-967-3867	00473
5935-833-8561	01211	6240-019-0877	00191
5940-057-2929	00406	6240-155-8725	00455
5940-057-2929	00494	6620-514-5492	00188
5940-534-0970	00120	6620-814-4770	00208
5940-534-0970	00168	6620-814-4770	00269
5940-534-0970	00224	6625-048-7693	00193
5940-534-0970	00232	6680-768-5301	00046
5940-534-0970	00244	6680-768-5301	00268
5940-534-0970	00251	6680-815-1486	00187
5940-534-0970	00256	6685-264-3961	00578
5940-534-0970	00494	6685-276-9237	00577
5940-534-0970	01215	6685-514-5491	00189
5940-557-1627	00167	6685-993-5545	00270
5940-557-1627	00245	6810-249-9354	00301

SECTION V. INDEX-FEDERAL STOCK NUMBER AND REFERENCE NUMBER  
CROSS-REFERENCE TO INDEX NUMBER (Continued)

REFERENCE NO.	MFG CODE	INDEX NO.	REFERENCE NO.	MFG CODE	INDEX NO.
AF216-2-8	88042	01089	H41P	11568	00737
A204	95452	00460	LU15A	25980	00340
A209	95452	00451	LU15C	25980	00348
A210	95452	00480	MSS5305-9	08288	00181
A261	95452	00445	MS15001-1	96906	01024
A264	95452	00478	MS15003-1	96906	00997
A265	95452	00457	MS15003-1	96906	01025
A266	95452	00456	MS15003-1	96906	01059
A267	95452	00455	MS24532-1	96906	00193
A271	95452	00481	MS24537	96906	00270
A272	95452	00458	MS24538-1	96906	00208
A273	95452	00462	MS24538-1	96906	00269
A274	95452	00471	MS24541-1	96906	00188
A294	95452	00476	MS24542-1	96906	00189
A404	95452	00453	MS25036-53	96906	00245
A406	95452	00439	MS25036-53	96906	00255
A407	95452	00438	MS25036-7	96906	00232
A410	95452	00449	MS25036-7	96906	00244
A411	95452	00450	MS25036-7	96906	00251
A415	95452	00452	MS25036-7	96906	00256
A418	95452	00466	MS35000-3	96906	00281
A419-1	95452	00477	MS51065	96906	00072
A421	95452	00462	M30	11568	00664
A424	95452	00444	M31A	11568	00663
A425	95452	00442	M32A	11568	00665
A426	95452	00443	M449B	11568	00735
A4265	95452	00440	M450A	11568	00736
A427-1	95452	00475	M453A	11568	00741
A428	95452	00472	M454	11568	00739
A4336	95452	00441	M462	11568	00690
A437	95452	00469	M491STK	13445	00204
A438	95452	00470	M513	11568	00696
A442	95452	00454	M519C	11568	00578
A555	79470	00745	M535	11568	00763
A734	95452	00468	M54B	11568	00668
A800	95452	00479	M62	11568	00670
B1027-5	95452	00474	M632	11568	00666
B1029-1	95452	00467	M633	11568	00669
B200	95452	00465	M636	11568	00661
B202	95452	00447	M660	11568	00709
B203	95452	00459	M660	11568	00764
B205-5	95452	00473	M661	11568	00765
B263	95452	00446	M80	11568	00662
B405	95452	00437	NE12	11568	00733
B417-1	95452	00461	NE15-2A	11568	00733
B430	95452	00448	NPN	43990	00502
C9991A8	78553	00033	NRS34	11568	00673
C9991A8	78553	00183	NR1H	11568	00732
C9991A8	78553	00263	NR2B	11568	00728
D1528-6	15638	00040	NR29	11568	00595
ERJA217	88408	00056	NR31	11568	00598
FD5	80325	01207	N115-13	11568	00674
FIG112-200	75336	00768	N115-3	11568	00679
F1D	80325	01208	N115-3	11568	00688
F8D	80325	01209	N115-4	11568	00678
GGGB451	81348	00399	N115-4	11568	00687
CGG91TYPE3CLASSA	81348	01066	N115-6	11568	00672
HY303	00424	00828	N115-6	11568	00682
HY304	00424	00829	N121-13	11568	00683
H122	11568	00704	N121-2	11568	00684

SECTION V. INDEX-FEDERAL STOCK NUMBER AND REFERENCE NUMBER  
CROSS-REFERENCE TO INDEX NUMBER (Continued)

REFERENCE NO.	MFG CODE	INDEX NO.	REFERENCE NO.	MFG CODE	INDEX NO.
P67	74965	00790	ZNE15	11568	00671
RB733	59730	00166	ZN121	11568	<b>00681</b>
RB853	59730	00120	Z102G	11568	00607
RB853	59730	00168	Z113	11568	00637
RB853	59730	00224	Z115	11568	<b>00621</b>
RB853	59730	00495	Z117	11568	00613
RB853	59730	01215	Z118	11568	00629
RB863	59730	00167	Z124-14	11568	00699
RB863	59730	01214	Z220A	11566	00734
RB873	59730	00119	Z246B	11568	00713
RB873	59730	00165	Z252	11568	00594
RB873	59730	00217	Z65A	11568	00660
RB873	59730	01213	Z99501	43334	00078
RE10-2E	11568	00729	0-110	15529	01185
RE10-51A	11568	00616	OR111	11568	00677
RE10-59	11568	00619	OR111	11568	00686
RE10-61	11568	00620	OR111	11568	01210
RE10-62	11568	00628	0110	15529	00800
RE10-63	11568	00608	0191245	00000	00641
RE10-63	11568	00615	0446609	00000	00914
RE10-65	11568	00618	0711151	36593	00568
RE10-66	11568	00612	0711152	36593	00569
RE10-66	11568	00622	1-4-28	11568	00676
RE10-66	11568	00640	1-4SE	11568	00778
RE14-58	11568	00634	1-4SS	84513	00691
RE14-70	11568	00635	10-002-118	43990	00500
RE14-71	11568	00633	10-24X5-16	78189	00028
RE14-72	11568	00631	10-32-2AX5-8	78189	00041
RE14-75	11568	00610	10-32-2AX5-8	78189	00266
RE14-75	11568	00630	100-016	25980	01188
RE7-52A	11568	00638	100-120	25980	00928
RF7-53A	11568	00624	100-121	25980	00788
RE7-56A	11568	00642	100-128	25980	00310
RE7-57A	11568	00626	100-131	25980	00384
RE7-60	11568	00627	100-133	25980	00350
RE7-60	11568	00643	100-148	25980	01077
RE7-81	11568	00617	100-148	25980	01084
SB250A	11568	00711	100-178	25980	00562
SE14-30A	11568	00597	100-179	25980	00195
SE14-30A	11568	00698	100-197	25980	00389
SE14-89	11568	00596	100-203	25980	00566
SE14-89	11568	00697	100-214	25980	00160
SE30-101	11568	00702	100-265	25980	00127
SE30-18	11568	00609	100-297	25980	00398
SE30-18	11568	00614	100-340	25980	00338
SE5-28	11568	00611	100-467	25980	00055
SE5-28	11568	00623	100-479	25980	00344
SE5-28	11568	00639	100-484	25980	00065
SE5-42	11568	00731	100-639	25980	00371
SE5-85	11568	00703	100-694	25980	00177
SE5-86B	11568	00705	100-694	25980	00258
SE5-91	11568	00706	100-705	25980	00199
SE5-97	11568	00701	100-732	25980	00370
TD8	11568	00680	100-757	25980	01034
TD8	11568	00689	100-788	25980	00320
UB375	11568	00707	100-830	25980	00322
WWW521TYPE2	81348	00409	100-839	25980	00017
WWW521TYPE2	81348	00410	100-839	25980	00747
WWW351TYPE1	81348	00649	100-840	25980	00035
Y121-106	03990	00875	100-840	25980	00774

SECTION V. INDEX-FEDERAL STOCK NUMBER AND REFERENCE NUMBER  
CROSS-REFERENCE TO INDEX NUMBER (Continued)

REFERENCE NO.	MFG CODE	INDEX NO.	REFERENCE NO.	MFG CODE	INDEX NO.
100-852	25980	01026	102-087	25980	00306
100-854	25980	01027	102-088	25980	00309
100-855	25980	01028	102-095	25980	00026
100-879	25980	00039	102-095	25980	00111
100-879	25980	01068	102-095	25980	00369
100-884	25980	00567	102-122	25980	00010
100-960	25980	00577	102-122	25980	00647
100-985	25980	00861	102-250	25980	00113
1004-01	43990	00501	192-257	25980	00286
1004-01	43990	00511	102-279	25980	00171
100484	25980	00529	102-279	25980	00200
1005-01	43990	00522	1029-01	43990	00513
<b>1006-01</b>	43990	00512	1031-04	43990	00507
101-265	25980	00653	1065	05105	00963
101-349	25980	01170	10871	05105	00969
101-354	25980	01169	10871	05105	01151
101-368	25980	00032	11-141	71785	00207
101-398	25980	00789	11-3-1	11568	00717
101-437	25980	00803	11-3-10	11568	00722
101437	25980	01187	11-3-2	11568	00718
101-438	25980	00007	11-3-4	11568	00721
101-438	25980	00114	11-3-5	11568	00719
101-514	25980	01127	11-3-6	11568	00715
101-742	25980	00972	11-3-7	11568	00716
101-742	25980	01015	11-3-8	11568	00720
101-756	25980	00400	11-3-9	11568	00714
101-759	25980	00771	11-4	11568	00766
101-760	25980	00206	1105389	16764	00076
101-760	25980	00580	11066	05105	00945
101-765	25980	00298	1113516	16764	00129
101-766	25980	00810	1114303	16764	00153
101-788	25980	00290	1118423	16764	00084
101-793	25980	00005	1118423	16764	00122
101-793	25980	00128	11277	05105	00939
101-793	25980	00988	114963	24617	00710
101-795	25980	00801	114963	24617	00712
101-801	25980	00364	118-032-32	70436	00049
101-801	25980	00368	118-032-32	70436	00186
101-801	25980	00915	1196-01	43990	00520
101-806	25980	00565	1197-01	43990	00519
101-806	25980	00754	1200-01	43990	00505
101-809	25980	00797	1205-01	43990	00504
101-810	25980	00753	1210-01	43990	00514
101-895	25980	00408	1212-01	43990	00518
1018-02	25980	00506	121208	00000	00791
102-048	25980	00284	12162	05105	00966
102-051	25980	00424	1254	24446	00191
102-52	25980	00063	14-176	77335	00902
102-063	25980	00394	1433-01	43990	00509
102-070	25980	00359	145627	24617	01001
102-072	25980	00112	150-102	25980	01113
102-072	25980	00257	150-150	25980	00901
102-072	25980	00365	150-161	25980	00856
102-073	25980	00381	150-442	25980	01144
102-079	25980	00285	150-451	25980	01036
102-082	25980	00197	150-500	25980	01184
102-082	25980	00656	150-501	25980	01129
102-084	25980	00300	150-502	25980	01130
102-085	25980	00307	150-503	25980	01110
102-086	25980	00308	150-505	25980	01109

**SECTION V. INDEX-FEDERAL STOCK NUMBER AND REFERENCE NUMBER  
CROSS-REFERENCE TO INDEX NUMBER (Continued)**

REFERENCE NO.	MFG CODE	INDEX NO.	REFERENCE NO.	MFG CODE	INDEX NO.
150-507	25980	01136	156-849	25980	00793
150-515	25980	01096	156-849	25980	01005
150-622	25980	01123	156-873	25980	00174
150-724	25980	00865	156-971	25980	00038
150-859	25980	01120	156-971	25980	00773
150-935	25980	00862	156-971	25980	00794
150-948	25980	00853	157-195	25980	01156
150451	25980	01176	157-224	25980	00994
150461	25980	00982	157-224	25980	01049
150497	25980	01121	157-224	25980	01057
150508	25980	01132	157-225	25980	00992
150510	25980	01133	157-225	25980	01047
150514	25980	01126	157-225	25980	01055
150516	25980	01097	157-230	25980	00993
150522	25980	01099	157-230	25980	01048
156-235	25980	01135	157-230	25980	01056
152-567	25980	01134	157-454	25980	00424
152-898	25980	00341	157-463	25980	00426
152-899	25980	00343	157-533	25980	00428
152-900	25980	00347	157-785	25980	00927
152-901	25980	00342	157-789	25980	01105
152-902	25980	00328	157-894	25980	01098
152-903	25980	00361	157-896	25980	01085
153-063	25980	01072	157-896	25980	01094
153-064	25980	01073	157-901	25980	01087
153-119	25980	00339	158-160	25980	00894
153-120	25980	00345	158-213	25980	01163
153-121	25980	00358	158-397	25980	00548
153-122	25980	00367	158-397	25980	00976
153-123	25980	00353	158-409	25980	00971
153-124	25980	00354	158-409	25980	01006
153-126	25980	00356	158-656	25980	00756
153-127	25980	00355	158-658	25980	01159
153-128	25980	00332	158-659	25980	01080
153-208	25980	00549	158-660	25980	01078
153-487	25980	01108	158-668	25980	01160
153-790	76814	00545	158-671	25980	01178
153-794	25980	00543	158-673	25980	01165
153-798	76814	00544	158-674	25980	01164
153066	25980	01009	158-917	25980	01032
154-489	25980	00867	158-918	25980	01037
154-490	25980	00882	158-919	25980	01038
154-771	25980	01143	158-920	25980	01031
155-166	25980	00349	158-921	25980	01030
155-494	25980	00973	158-922	25980	01039
155-494	25980	00974	158-929	25980	01122
155-494	25980	00776	159-080	25980	01177
155-494	25980	00984	159-118	25980	01161
155-494	25980	00985	159-168	25980	01162
155-494	25980	01020	159-246	25980	01155
155-494	25980	01106	159-278	25980	00998
155-500	25980	01167	159-282	25980	01004
155-502	25980	01153	159-298	25980	00999
155-571	25980	01141	159-342	25980	00852
155-921	25980	01035	159-347	25980	00854
156-082	25980	00881	159-363	25980	00858
156-401	25980	01166	159-441	25980	00859
156-472	25980	01021	159-442	25980	<b>00855</b>
156-849	25980	00588	159-527	25980	01118
156-849	25980	00792	159-528	25980	01119

SECTION V. INDEX-FEDERAL STOCK NUMBER AND REFERENCE NUMBER  
CROSS-REFERENCE TO INDEX NUMBER (Continued)

REFERENCE NO.	MFG CODE	INDEX NO.	REFERENCE NO.	MFG CODE	INDEX NO.
159-529	25980	01114	162-550	25980	00923
159-530	25980	01115	162-598	25980	01103
159-531	25980	01112	162-625	25980	00557
159-532	25980	01116	162-761	25980	00757
159-533	25980	01117	164-065	25980	00325
159-543	25980	00748	164-160	25980	00772
159-665	25980	01002	165-319	25980	01101
159-700	25980	00996	165-337	25980	00346
159-734	25980	01083	165-338	25980	00336
159-735	25980	01086	165-370	25980	01052
159-735	25980	01095	165-371	25980	01060
159-736	25980	01091	165-383	25980	01074
159-737	25980	01092	165-384	25980	00432
159-840	25980	00016	165-385	25980	00430
159-938	25980	01145	165-394	25980	00376
159908	25980	01100	165-404	25980	00556
160-322	25980	00857	165-405	25980	00044
160-360	25980	01079	165-410	25980	00826
160-469	25980	00554	165-423	25980	01104
160-470	76814	00546	165-424	25980	01102
160-637	76814	00550	165-470	25980	00295
160-637	25980	00559	165-473	25980	01014
160-637	25980	00977	165-474	25980	01069
160-701	25980	00576	165-479	25980	00053
160-708	25980	01174	165-480	25980	00798
160-709	25980	01180	165-510	25980	01012
160-710	25980	01172	165-527	25980	00383
160-729	25980	01148	165-528	25980	00379
160-758	25980	00813	165-529	25980	00382
160-759	25980	00815	165-530	25980	01016
160-761	25980	00817	165-552	25980	00868
160-762	25980	00819	165-565	25980	00012
161-291	25980	00889	165-565	25980	00650
161-291	25980	00925	165-566	25980	00330
161-291	25980	01017	165-574	25980	00787
161-291	25980	01033	165-582	25980	00042
161-293	25980	00412	165-583	25980	00043
161-300	25980	00411	165-587	25980	00558
161-536	25980	00427	165-597	25980	00357
161-873	25980	01013	165-624	25980	00499
161-875	25980	01011	165-625	25980	00527
161-889	25980	00796	165-71	25980	00037
161-935	25980	00280	165-724	25980	00560
161-939	25980	00294	165-931	25980	00434
161-958	25980	00553	165-932	25980	00435
161-958	25980	00750	166-218	25980	00814
161-959	76814	00552	166-259	25980	00534
161-985	25980	00305	166-268	25980	00059
161-989	25980	00327	166-292	25980	00192
1614-00	78189	00069	166-292	25980	00579
162-045	25980	00770	166-293	25980	00209
162-059	76814	00555	166-293	25980	00581
162-077	25980	00374	166-295	25980	00009
162-079	25980	00377	166-307	25980	00009
162-079	25980	01206	166-308	25980	00752
162-113	25980	00292	166-309	25980	00751
162-135	25980	00375	166-310	25980	00743
162-136	25980	00387	166-312	25980	002582
162-502	25980	00335	166-316	25980	00025
162-523	25980	00498	166-320	25980	00561



SECTION V. INDEX-FEDERAL STOCK NUMBER AND REFERENCE NUMBER  
 CROSS-REFERENCE TO INDEX NUMBER (Continued)

REFERENCE NO.	MFG CODE	INDEX NO.	REFERENCE NO.	MFG CODE	INDEX NO.
166-320	25980	00648	1958386	16764	00141
166-321	25980	00011	1958391	16764	00140
166-325	25980	00202	1958393	16764	00157
166-326	25980	00203	1958396	16764	00139
166-327	25980	00535	1958398	16764	00131
166-328	25980	00540	1958399	16764	00138
166-329	25980	00542	1958400	16764	00137
166-330	25980	00538	19587-15	05105	00933
166-331	25980	00539	19587-2	05105	00934
166-332	25980	00533	1959626	16764	00152
166-333	25980	00537	1961944	16764	00083
166-335	25980	00201	19887	05105	00942
166-342	25980	00262	200-201	95452	00464
166-365	25980	00058	200-247	25980	01182
166-428	25980	00173	200-890	25980	00352
166-429	25980	00541	20062-1	05105	00949
166-430	25980	00536	201-540	25980	01142
166-431	25980	00170	201-541	25980	01147
166-431	25980	00185	201-701	25980	01140
166-476	25980	00175	20144-2	05105	00958
1802-01	43990	00517	202-579	25980	01081
1819-02	43990	00508	202-773	25980	01088
186491	50513	00052	202-774	25980	01082
186491	00000	00073	202-911	25980	01157
186491	00000	00497	202-994	25980	01076
186491	00000	00806	202-994	25980	01179
186691	24617	01010	203-198	25980	00825
190697	24617	00337	203-222	25980	01183
191245	00000	00625	203-265	25980	01152
1914578	16764	00104	203-329	25980	00851
1914973	16764	00107	203-410	25980	00824
1923907	16764	00132	203-410	25980	00995
1927848	16764	00133	203-410	25980	01050
1940974	16764	00150	203-410	25980	01111
1941066	16764	00151	203-497	25980	00991
1941067	16764	00136	203-497	25980	01046
1941114	16764	00142	203-497	25980	01054
1946458	16764	00081	203-517	25980	01090
1918985	16764	00092	203-654	25980	01146
1951823	16764	00100	203-655	25980	01154
1951823	16764	00148	203-750	25980	00590
1952697	16764	00149	203-897	25980	01058
1956-01	43990	00516	203-977	25980	01173
1958126	16764	00094	203-982	25980	01000
1958282	16764	00088	203-993	25980	00818
1958290	16764	00101	203-994	25980	00811
1958291	16764	00089	204-485	25980	01029
1958298	16764	00087	204-486	25980	00884
1958300	16764	00102	204-614	25980	00304
1958302	16764	00085	204-771	25980	00329
1958303	16764	00082	204-772	25980	00334
1958304	16764	00093	204-772	25980	00351
1958305	16764	00077	204-773	25980	00333
1958312	16764	00095	204-779	25980	00288
1958313	16764	00080	204-799	25980	00314
1958316	16764	00086	204-810	25980	00970
1958367	16764	00130	204-815	25980	01067
1958372	16764	00134	204-816	25980	00921
1958378	16764	00135	205-021	25980	00975
1958383	16764	00143	205-024	25980	00983

SECTION V. INDEX-FEDERAL STOCK NUMBER AND REFERENCE NUMBER  
CROSS-REFERENCE TO INDEX NUMBER (Continued)

REFERENCE NO.	MFG CODE	INDEX NO.	REFERENCE NO.	MFG CODE	INDEX NO.
205-229	25980	00289	206-550	25980	00109
205-347	25980	01158	206-551	25980	01191
205-990	25980	00990	206-552	25980	00060
205-993	25980	00045	206-553	25980	00054
205-993-1	78252	00031	206-555	25980	00744
206-004	25980	01045	206-556	25980	00021
206-005	25980	01053	206-557	25980	00196
206-006	25980	01041	206-558	25980	00530
206-006	25980	01061	206-559	25980	00528
206-007	25980	00417	206-560	25980	00066
206-007	25980	00421	206-561	25980	00064
206-008	25980	00779	206-562	25980	00283
206-011	25980	00413	206-563	25980	00282
206-011	25980	00422	206-566	25980	00161
206-012	25980	00584	206-566	25980	00240
206-013	25980	00783	206-567	25980	00225
206-015	25980	00030	206-567	25980	00259
206-025	25980	01107	206-568	25980	00252
206-071	25980	00326	206-569	25980	00213
206-081	25980	00418	206-569	25980	00271
206-082	25980	00419	206-570	25980	00172
206-085	25980	00585	206-570	25980	00260
206-085	25980	00784	206-571	25980	00115
206-086	25980	00586	206-571	25980	00246
206-086	25980	00785	206-572	25980	00233
206-090	25980	00036	206-574	25980	00218
206-091	25980	00287	206-575	25980	00226
206-094	25980	00317	206-576	25980	00214
206-096	25980	00318	206-577	25980	00214
206-097	25980	00823	206-578	25980	00247
206-098	25980	00321	206-578	25980	00486
206-101	25980	00299	206-579	25980	00241
206-102	25980	00315	206-581	25980	00267
206-107	25980	00809	206-608	25980	00018
206-128	25980	00378	211-1AP	00424	00830
206-137	25980	00029	211-11	00424	00839
206-138	25980	00864	211-17A	00424	00844
206-139	25980	00883	211-21	00424	00845
206-141	25980	00863	211-22	00424	00843
206-143	25980	00808	211-23D	00424	00841
206-145	25980	01138	211-3A	00424	00832
206-146	25980	01139	211-33	00424	00848
206-149	25980	00027	211-33AP	00424	00846
206-153	25980	00401	211-33B	00424	00847
206-175	25980	00510	211-33S	00424	00849
206-176	25980	00903	211-33W	00424	00850
206-365	25980	00373	211-35P	00424	00831
206-379	25980	00423	211-38A	00424	00834
206-380	25980	00316	211-5	00424	00835
206-381	25980	00319	211-7	00424	00838
206-470	25980	00190	211-8H	00424	00840
206-480	25980	00924	21713-1	05105	00959
206-532	25980	00179	220	00424	00827
206-544	25980	00075	220-10AP	00424	00836
206-545	25980	00654	220-21	00424	00833
206-546	25980	00057	220-4	00424	00837
206-547	25980	00068	22459-3	05105	00956
206-548	25980	00074	226-207	25980	00822
206-549	25980	00013	22602-2	05105	00968
206-549	25980	01216	22602-3	05105	00967

SECTION V. INDEX-FEDERAL STOCK NUMBER AND REFERENCE NUMBER  
CROSS-REFERENCE TO INDEX NUMBER (Continued)

REFERENCE NO.	MFG CODE	INDEX NO.	REFERENCE NO.	MFG CODE	INDEX NO.
22650-4	05105	00935	5122	32573	00888
22814-6	05105	00961	5323	00424	00842
22876-1	05105	00946	5497	03990	00870
22968-12	05105	00937	573000	00000	00487
22968-3	05105	00938	595260	00000	00922
22969-1	05105	00931	6064	03990	00874
22977-1	05105	00965	61-060	25980	00866
23907	05105	00936	61-110-30	25980	00024
274170	16764	00091	61-110-45	25980	00782
274545	16764	00155	61-110-8	25980	00020
3001-1	43990	00526	61-147-11-1-2	25980	00587
3006-2	43990	00523	61-147-31	25980	00786
317370	70270	00907	61-148	25980	00429
317371	70270	00906	64-032-44	70436	00048
317373	70270	00910	64-032-44	70436	00184
317375	70270	00887	640-1B5	03990	00871
317376	70270	00885	640-105	03990	00869
317376	70270	00891	640-105B	03990	00872
317377	70270	00892	66-021	25980	01093
317378	70270	00893	6805	79470	00034
317384	70270	00909	70	12600	00484
317386	70270	00896	70-040-34	25980	00067
33	76381	01205	70-040-41-1-2	25980	00531
360-19	43990	00503	70-215-11	25980	00118
37262	35510	00482	70-215-22	25980	00164
4A032-1	88408	00003	70-215-22	25980	01203
4FAGUFS	70434	00799	70-215-24	25980	00492
400L16	25980	00521	70-215-27	25980	00236
446609	00000	01194	70-215-84	25980	00274
450	12600	01023	71331	03990	00878
4506-6F	30327	01018	72708	03990	00873
4506-6F	30327	01043	72715	03990	00877
4506-6F	30327	01063	72716	03990	00879
4506-6M	30327	01019	72720	03990	00880
4506-6M	30327	01042	7282401	00000	00276
4506-6M	30327	01062	730DCDRC	08070	01065
45329	16764	00103	73170	03990	00551
453339	16764	00147	73170	03990	00876
453460	16764	00097	7412783	00000	00436
453461	16764	00096	7502C	04941	00182
453468	16764	00145	7720853	00000	00116
453789	16764	00154	7720853	00000	00162
453978	16764	00098	7720853	00000	00215
455431	16764	00090	7720853	00000	00219
4716	05105	00960	7720853	00000	00227
505V	98738	00187	7720853	00000	00234
507AG	98738	00046	7720853	00000	00242
507AG	98738	00268	7720853	00000	00249
510-37	25980	00515	7720853	00000	00253
510C	32573	00886	7720853	00000	00272
5103	32573	00908	7720853	00000	00404
5105	32573	00904	7720853	00000	00490
5110	32573	00890	776-2603	00000	00403
5112	32573	00905	7762603	00000	00489
5113	32573	00911	7762622	00000	00406
5115	32573	00912	7762622	00000	00494
5117	32573	00898	7762623	00000	00493
5118	32573	00897	7762628	00000	00407
5119	32573	00895	7765237	00000	00402
5121	32573	00899	7765237	00000	00488

SECTION V. INDEX-FEDERAL STOCK NUMBER AND REFERENCE NUMBER  
 CROSS-REFERENCE TO INDEX NUMBER (Continued)

<u>REFERENCE NO.</u>	<u>MFG CODE</u>	<u>INDEX NO.</u>	<u>REFERENCE NO.</u>	<u>MFG CODE</u>	<u>INDEX NO.</u>
7982997	00000	00223	9374-3	05105	00964
7982997	00000	00231	9375	05105	00950
7982997	00000	00239	9378	05105	00953
7982997	00000	00278	9378	05105	00954
7982997	00000	01212	9380	05105	00951
80	12600	00485	9383	05105	00955
800	12600	01051	9384	05105	00952
8141803	00000	00646	9385	05105	00948
82600	04009	00205	9391	05105	00943
8338561	00000	00222	9416004	16764	00105
8338561	00000	00230	9416878	16764	00144
8338561	00000	00238	9421426	167664	00106
8338561	00000	00277	9544	05105	00932
8338561	00000	01211	9547	05105	00944
8338562	00000	00221	9548	05105	00940
8338562	00000	00229	9665	05105	00957
8338562	00000	00237	9833	05105	00947
8338562	00000	00275	9841	05105	00930
8338562	00000	01204	9841	05105	01150
851	12600	01022	998-01	43990	00524
874195	33525	01192	999-03	43990	00525
904755	16764	00079	99-75016-0003	98906	00700
9371	05105	00941			

By Order of the Secretary of the Army:

Official:

KENNETH G. WICKHAM,  
*Major General, United States Army,*  
*The Adjutant General.*

WILLIAM C. WESTMORELAND,  
*General, United States Army,*  
*Chief of Staff.*

Distribution:

To be distributed in accordance with DA Form 12-25, Sec I (qty rqr Block #138), organizational maintenance requirements for lubricating and servicing.

\*GOVERNMENT PRINTING OFFICE : 1994 O - 300-421 (83251)

RECOMMENDED CHANGES TO EQUIPMENT TECHNICAL PUBLICATIONS



THEN...JOT DOWN THE DOPE ABOUT IT ON THIS FORM. CAREFULLY TEAR IT OUT, FOLD IT AND DROP IT IN THE MAIL.

SOMETHING WRONG WITH PUBLICATION

FROM: (PRINT YOUR UNIT'S COMPLETE ADDRESS)

DATE SENT

PUBLICATION NUMBER

PUBLICATION DATE

PUBLICATION TITLE

BE EXACT PIN-POINT WHERE IT IS

PAGE NO.

PARA-GRAPH

FIGURE NO.

TABLE NO.

IN THIS SPACE, TELL WHAT IS WRONG AND WHAT SHOULD BE DONE ABOUT IT.

TEAR ALONG PERFORATED LINE

PRINTED NAME, GRADE OR TITLE AND TELEPHONE NUMBER

SIGN HERE

# THE METRIC SYSTEM AND EQUIVALENTS

## WEIGHT MEASURE

1 Centimeter = 10 Millimeters = 0.01 Meters = 0.3937 Inches  
 1 Meter = 100 Centimeters = 1000 Millimeters = 39.37 Inches  
 1 Kilometer = 1000 Meters = 0.621 Miles

## WEIGHTS

1 Gram = 0.001 Kilograms = 1000 Milligrams = 0.035 Ounces  
 1 Kilogram = 1000 Grams = 2.2 lb.  
 1 Metric Ton = 1000 Kilograms = 1 Megagram = 1.1 Short Tons

## LIQUID MEASURE

1 Milliliter = 0.001 Liters = 0.0338 Fluid Ounces  
 1 Liter = 1000 Milliliters = 33.82 Fluid Ounces

## SQUARE MEASURE

1 Sq. Centimeter = 100 Sq. Millimeters = 0.155 Sq. Inches  
 1 Sq. Meter = 10,000 Sq. Centimeters = 10.76 Sq. Feet  
 1 Sq. Kilometer = 1,000,000 Sq. Meters = 0.386 Sq. Miles

## CUBIC MEASURE

1 Cu. Centimeter = 1000 Cu. Millimeters = 0.06 Cu. Inches  
 1 Cu. Meter = 1,000,000 Cu. Centimeters = 35.31 Cu. Feet

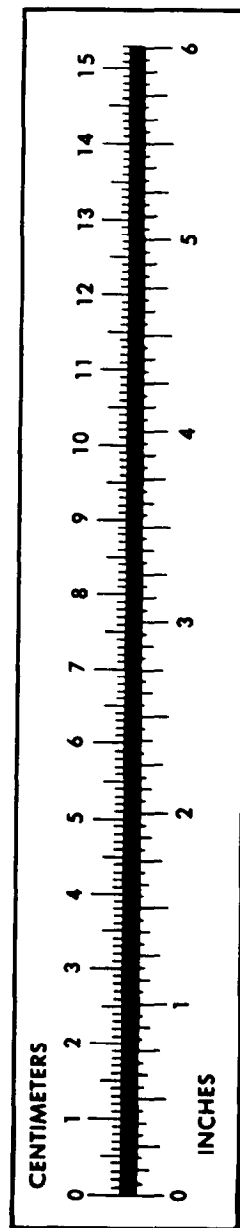
## TEMPERATURE

$5/9(^{\circ}\text{F} - 32) = ^{\circ}\text{C}$   
 212° Fahrenheit is equivalent to 100° Celsius  
 90° Fahrenheit is equivalent to 32.2° Celsius  
 32° Fahrenheit is equivalent to 0° Celsius  
 $9/5^{\circ}\text{C} + 32 = ^{\circ}\text{F}$

## APPROXIMATE CONVERSION FACTORS

TO CHANGE	TO	MULTIPLY BY
Inches	Centimeters	2.540
Feet	Meters	0.305
Yards	Meters	0.914
Miles	Kilometers	1.609
Square Inches	Square Centimeters	6.451
Square Feet	Square Meters	0.093
Square Yards	Square Meters	0.836
Square Miles	Square Kilometers	2.590
Acres	Square Hectometers	0.405
Cubic Feet	Cubic Meters	0.028
Cubic Yards	Cubic Meters	0.765
Fluid Ounces	Milliliters	29.573
its	Liters	0.473
arts	Liters	0.946
allons	Liters	3.785
Ounces	Grams	28.349
Pounds	Kilograms	0.454
Short Tons	Metric Tons	0.907
Pound-Feet	Newton-Meters	1.356
Pounds per Square Inch	Kilopascals	6.895
Miles per Gallon	Kilometers per Liter	0.425
Miles per Hour	Kilometers per Hour	1.609

TO CHANGE	TO	MULTIPLY BY
Centimeters	Inches	0.394
Meters	Feet	3.280
Meters	Yards	1.094
Kilometers	Miles	0.621
Square Centimeters	Square Inches	0.155
Square Meters	Square Feet	10.764
Square Meters	Square Yards	1.196
Square Kilometers	Square Miles	0.386
Square Hectometers	Acres	2.471
Cubic Meters	Cubic Feet	35.315
Cubic Meters	Cubic Yards	1.308
Milliliters	Fluid Ounces	0.034
Liters	Pints	2.113
Liters	Quarts	1.057
ers	Gallons	0.264
ms	Ounces	0.035
ograms	Pounds	2.205
Metric Tons	Short Tons	1.102
Newton-Meters	Pounds-Feet	0.738
Kilopascals	Pounds per Square Inch	0.145
ometers per Liter	Miles per Gallon	2.354
ometers per Hour	Miles per Hour	0.621



**PIN: 005946-000**